

## FICHE PRODUIT LF05CA2 -RGB3

LINEARlight Colormix Flex | Couleurs flexible – Modules LED avec changement de couleur



### Zones d'application

- Effect lighting in architecture
- Injection of light into displays and low-profile light guides
- Dynamic effects in public zones

### Avantages du produit

- Uniform color changing
- Great design freedom thanks to flexibility and cuttability of module
- Simple mounting and connection
- Type of protection: IP00
- Toolless connection with the optional CONNECTsystem for RGB
- Easy mounting on many smooth surfaces thanks to self-adhesive tape at the back

### Caractéristiques du produit

- Flexible and cuttable LED strip with inline multichip RGB LEDs
- RGBW all types: full single bin on each color and white
- RGB LF200C and LF05CE: binning on white (RGB mix)



– RGB LF05CA2: binning on single colors R, G, B

## DONNÉES TECHNIQUES

### DONNÉES ÉLECTRIQUES

|                              |                     |
|------------------------------|---------------------|
| Puissance nominale           | 64.00 W             |
| Puissance nominale par mètre | 16,1 W              |
| Tension nominale             | 24 V                |
| Plage de tension             | 23...25 V           |
| Tension inverse              | 25 V                |
| Type de courant              | Courant direct (DC) |
| Intensité nominale           | 3000,000 mA         |

### Données photométriques

|  |                                       |
|--|---------------------------------------|
| Total des flux lumineux utiles [PICOS] | 1880 lm                               |
| Flux lumineux                          | 1880 lm                               |
| Flux lumineux par mètre                | 470 lm                                |
| Ra Indice de rendu des couleurs        | > 80                                  |
| Couleur de la LED                      | RVB <sup>1)</sup>                     |
| Teinte de couleur (désignation)        | RVB                                   |
| Flux résiduel en fin de vie nomi       | 0.70                                  |
| Longueur d'onde nominale dominante     | 625 nm / 525 nm / 465 nm <sup>2</sup> |

1) Binning sur les couleurs simples R, G, B

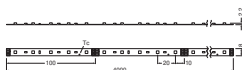
### Données techniques légères

|                              |          |
|------------------------------|----------|
| Angle de rayonnement         | 120 °    |
| Angle de faisceau évalué     | 120.00 ° |
| Temps d'amorçage             | < 0.5 s  |
| Temps de préchauffage (60 %) | 0,00 s   |

### LED MODULE INFORMATION

|                             |     |
|-----------------------------|-----|
| Nombre de LED par mètre     | 50  |
| Nombre de LED par module    | 200 |
| Nombre de LED par composant | 5   |

### DIMENSIONS ET POIDS



|  |         |
|--|---------|
| Longueur                                 | 4000 mm |
| Longueur – composant seul                | 100 mm  |
| Largeur                                  | 8,00 mm |
| Largeur (y compris les luminaires ronds) | 8.00 mm |
| Hauteur                                  | 2,20 mm |
| Hauteur (luminaires cycliques inclus)    | 2.20 mm |
| LED pitch                                | 20,0 mm |
| Poids du produit                         | 43,23 g |

### TEMPÉRATURES ET CONDITIONS DE FONCTIONNEMENT

|  |                            |
|--|----------------------------|
| Plage de température ambiante                | -30...+55 °C <sup>1)</sup> |
| Température maximale au point de test        | 75 °C                      |
| Plage de température au point T <sub>c</sub> | -30...75 °C <sup>2)</sup>  |
| T° fonctionnement confit norme IEC 62717     | 35 °C <sup>3)</sup>        |

1) Température ambiante nominale 25 °C / À condition que la température au point T<sub>c</sub> soit inférieure à la valeur maximale pendant le fonctionnement / Augmentation de la température pour les tests environnementaux selon à la CEI 62717, 1K / min

2) Au point T<sub>c</sub>

3) Classé T<sub>p</sub>. Le point T<sub>p</sub> coïncide avec le point T<sub>c</sub> - marqué sur l'appareil

### Durée de vie

|                                 |         |
|---------------------------------|---------|
| Durée de vie nominale           | 50000 h |
| Nombre de cycles de commutation | ≥ 15000 |

### DONNÉES SUPPLÉMENTAIRES SUR LE PRODUIT

|  |   |
|--|---|
| Notes bas de page util. uniquem. produit | Modules parfaitement adaptés aux convertisseurs LED OSRAM OPTOTRONIC® (voir tableau correspondant) / Pour obtenir les données photométriques actuelles et les informations sur la sécurité, l'installation et l'application, voir <a href="http://www.osram.com/led-systems/">http://www.osram.com/led-systems/</a> / Tous les paramètres techniques s'appliquent au module entier. En raison de la complexité de la production des LED, les valeurs techniques indiquées sont des valeurs statistiques. Les valeurs réelles de chaque lampe peuvent différer de ces valeurs / Uniformité de la teinte / Avec longueurs d'onde RVB : R/V/B 625/525/465 nm / Binning point blanc |
|--|---|

## CAPACITÉS

|                              |                    |
|------------------------------|--------------------|
| Gradable                     | Oui                |
| Gradateur                    | PWM                |
| Type d'installation          | Montage en surface |
| Plus petit rayon de courbure | 20 mm              |
| Auto-adhésif                 | Oui                |

## CERTIFICATS ET NORMES

|  |  |
|--|--|
| Normes   | CE ; ENEC 10 VDE / EAC / Composant reconnu UL 8750 |
| Type de protection                                 | IP00   |
| Classe énergétique de la source lumineuse contenue | G  |




## DONNÉES LOGISTIQUES

|                                  |              |
|----------------------------------|--------------|
| Plage de température de stockage | -40...+85 °C |
|----------------------------------|--------------|

## ACCESSOIRES OBLIGATOIRES

| Image du produit | Nom du produit | EAN           |
|------------------|----------------|---------------|
|                  |                | 4052899904835 |

## ACCESSOIRES EN OPTION

| Image du produit  | Nom du produit       | EAN           |
|---|----------------------|---------------|
|  | LF -WIRE-150 FLEX SC | 4008321875563 |
|  | LF -WIRE-30 FLEX SC  | 4008321875587 |
|  | LF-LTS -2100         | 4008321978981 |

## ÉQUIPEMENT / ACCESSOIRES


- Simplified connection with optional matching CONNECTsystem for RGB
- Quick installation with optional SLIM TRACK System




- Perfectly matched to OPTOTRONIC 24 V electronic control gears

## INFORMATIONS SUPPLÉMENTAIRES SUR LE PRODUIT

- Some LED modules are equipped with a self-adhesive tape for attaching the LED module to suitable materials, such as aluminum profiles, which must be clean and free of oil or silicone coatings, as well as other dirt/dust particles. The adhesive tape is intended for single use and if removed may damage the material to which it is stuck and the LED module itself, which must then be scrapped. Use the adhesive tape when the installation material temperature is in the 18 °C...35 °C range. Complete adhesion takes up to 72 h.
- LED modules are designed for static installations in accordance with IPC 6013C – Use A. Take material vibrations, repetitive torsion, and elongation/compression into account.
- If the operating environment covers a broad temperature range (e.g. outdoor applications) and the operating length is longer than 2 m, the use of adequate mounting surfaces is required. The use of an additional thicker adhesive tape between LED module and mounting surface is also recommended in order to absorb the stress of any mismatch in expansion. Assure enough space for module expansion with increasing temperature.
- The manufacturer is not responsible for damage due to chemical corrosion. The user must provide suitable protection against corrosive agents such as moisture and condensation and any other harmful elements/compounds. Make certain to avoid corrosive atmospheres. According to the current state of LED technology, hydrogen sulfide (H<sub>2</sub>S) causes accelerated corrosion which leads to shortened lifetime or premature failure. Sources of H<sub>2</sub>S may be rubber, foam rubber, soft-foam tapes, rubber-based sealing, natural sources (e.g. sulfur springs), etc. To avoid H<sub>2</sub>S from sulfur-vulcanized rubber use silicon-based materials or peroxide-crosslinked rubber instead. Follow the recommendations in the material datasheet of the rubber supplier.
- IP00 LED modules, as manufactured, have no conformal coating and therefore offer no inherent protection against corrosion. Conformal coating treatment is possible, however materials must be selected properly in order to avoid product damage or impaired performance; the user must also completely seal the cut parts (ends/edges).
- For applications involving exposure to humidity and dust the module must be protected by a fixture or housing with a suitable IP protection class.
- Consult OSRAM Technical Service for further advice.
- Only a qualified electrician may install the module.
- Handle with care and ensure that there is no mechanical product damage, including damage to invisible internal electronics parts.
- Exceeding maximum operating and storage temperature ratings can reduce the expected lifetime or even destroy the LED module. The temperature of the LED module must be measured at the T<sub>c</sub>-point in accordance with EN 60598-1 under steady-state conditions, considering the worst case; drive all channels at 100 % power. Refer to the product drawing for the exact location of the T<sub>c</sub>-point.
- Exceeding the maximum ratings for the operating voltage causes hazardous overload and will likely destroy the LED module.
- Installation of LED modules and connection to the power supply must comply with all applicable electrical and safety standards.
- Observe correct polarity and wiring diagrams! Incorrect polarity or wrong wiring can cause unpredictable permanent damage or even failure of the product.
- Never exceed the maximum operable length, including daisy-chaining connections.
- Always ensure electrical isolation between the LED module and the mounting surface, especially in the vicinity of connections or cut ends.
- IP00 LED modules are ESD-sensitive; take adequate precautions during installation and operation of the products.
- Use only SELV LED drivers in accordance with applicable lighting standards and LED module ratings. In order to safely operate OSRAM LED modules it is necessary to supply them with an electronically stabilized power supply providing protection against short circuits, overload and overheating. To simplify the approval process of the luminaire/installation, the electronic power supplies control gear for LED modules must bear the CE and ENEC marking. In Europe the Declarations of Conformity must include at least the following standards: EN 61347-2-13, EN 55015, EN 61547 and EN 61000-3-2. ENEC certification will be based on EN 61347-2-13 and EN 62384. OSRAM OPTOTRONIC LED drivers comply with all relevant standards and guarantee safe operation; see the relevant brochure for more detailed information about OSRAM OPTOTRONIC.
- Avoid installations in rural and urban areas with high industrial activity and heavy traffic (higher than class than 4C1 according IEC 60721-3) and as well as installation in spa, areas with chlorine atmosphere, direct exposure to blown sand.

## TÉLÉCHARGEMENTS

| Documents et certificats  | Nom du document              |
|---|------------------------------|
|  Instructions pour l'utilisateur / instructions de sécurité | 383685_LF05CA2 - User Manual |

| Documents et certificats   |                            | Nom du document                 |
|--|----------------------------|---------------------------------|
|  | Déclarations de conformité | Declaration of conformity       |
|  | Déclarations de conformité | Manufacturer declaration        |
| Photométrie et fichiers pour études d'éclairage                                  |                            | Nom du document                 |
|  | Fichier LDT (Eulumdat)     | 346256_20121105 D012850 LF05CA2 |

## DONNÉES LOGISTIQUES

| Code produit  | Unité d'emballage (Pièces/Unité) | Dimensions (longueur x largeur x hauteur) | Poids approximatif | ' Volume             |
|---------------|----------------------------------|---|--------------------|----------------------|
| 4008321851536 | Etui carton fermé<br>1           | 184 mm x 32 mm x 184 mm                   | 165.73 g           | 1.08 dm <sup>3</sup> |
| 4008321851543 | Carton de regroupement<br>8      | 241 mm x 195 mm x 205 mm                  | 1515.00 g          | 9.63 dm <sup>3</sup> |

Le code produit mentionné décrit la petite quantité d'unité qui peut être commandée. Une unité peut contenir un ou plusieurs produits. Lorsque vous passez la commande, merci de bien vouloir entrer une unité ou un multiple d'une unité.

## AVERTISSEMENT

Sous réserve de modifications. Sauf erreur ou omission. Veuillez à toujours utiliser la version la plus récente.