

# PRODUCT DATASHEET

## LED PBG24Q DIM SUB 15W V 841

SYLVANIA DULUX® SubstiTUBE® High Output LED Pin Base Lamps (UL TYPE A) | High output SubstiTUBE pin base lamps run on ballasts for fast CFL retrofits



---

### Areas of application

- Downlights
- Sconces
- Task Lighting
- Recessed ceiling fixtures

---

### Product features

- LED replacement for conventional compact fluorescent lamps for use with existing ballast
- Available in 15W
- Static color temperature
- CRI  $\geq 80$
- Frosted plastic finish
- Energy savings up to 68 %
- High output lamps with either 110° or 120° beam angle and light emitting angle of 260°
- Compatible with electronic (4-pin) ballast
- Lifetime (L70): up to 50,000 h
- 0-10V dimmable with select compatible 0-10V dimming ballasts

- 5-year limited lamp warranty (24/7 operation)
- Power factor: > 0.9

## TECHNICAL DATA

### Electrical data

Nominal wattage	15 W
Construction wattage	15.00 W
Nominal voltage	120 V
Claimed equiv. conventional lamp power	42 W

### Photometrical data

Luminous flux	2050 lm
Luminous efficacy	136 lm/W
Color temperature	4100 K
Color rendering index Ra	80
Light color	841

### Dimensions & Weight

Overall length	162.51 mm
Diameter	88.01 mm
Product weight	368.00 g

### Additional product data

Base (standard designation)	G24q-1
Mercury content	0.0 mg
NAED	41710

### Capabilities

Dimmable	No
----------	----


### Country-specific categorizations

Order reference	15W/841 120V G2
-----------------	-----------------

### Energy labelling regulation data acc EU 2019/2015

Light source cap-type (or other electric interface)	G24q-1
Correlated colour temperature type	SINGLE_VALUE
Length	162.56 mm
Height	88.01 mm
Width	88.01 mm




### Accessories Optional


Product image	Product name	EAN
	EMBB 2A 21W UNV DIM DC	0046135757402

### Safety advice

- Check ballast compatibility guide for approved ballasts for SubstiTUBE Type A operation.
- High Output lamps are not suitable for use in enclosed (lens or diffuser) luminaire.
- Not approved for use in vapor tight or sealed luminaire.
- Ambient Operating Range: -4°F to +104°F (-20°C to +40°C)
- Refer to the installation manual included inside the packaging.
- THD < 20 %
- Check Pin Based Socket Guide

### DOWNLOAD DATA

Documents and certificates	Document name
 PDF	Extended installation guide
	Install Guide SubstiTUBE DULUX LED Pin Base 15W
 PDF	Product information bulletin
	DULUX® LED Pin Base Lamps
 PDF	Product information bulletin
	DULUX® LED Pin Base Lamps

Photometric and lighting design files	Document name
	IES file (IES)
	LED DULUX Pin Base Ballast Compatible SubstiTUBE UL Type A 15W 4100K IES FILE

### LOGISTICAL DATA

Product code	Packaging unit (Pieces/Unit)	Dimensions (length x width x height)	Gross weight	Volume
0046135417108	Folding box 1	89 mm x 89 mm x 167 mm	450.00 g	1.32 dm <sup>3</sup>
4058118252299	Shipping box 24	549 mm x 371 mm x 191 mm	11143.00 g	38.90 dm <sup>3</sup>

The mentioned product code describes the smallest quantity unit which can be ordered. One shipping unit can contain one or more single products. When placing an order, for the quantity please enter single or multiples of a shipping unit.

### DISCLAIMER

Subject to change without notice. Errors and omission excepted. Always make sure to use the most recent release.