

PRODUCT DATASHEET

LED Worklight R-Stand Socket 30 W 4000 K

WORKLIGHTS R-STAND SOCKET (GEN 1) | Flexible, portable worklight with included power outlets



Areas of application

- Renovation
- Garages
- Basement
- Workshops

Product benefits

- 2 in 1, worklight and multisocket
- Energy savings of up to 80% compared to halogen lamp worklights
- Semi-frosted, tempered glass cover for uniform illumination

Product features

- Equipped with two power outlets, for loads up to 3000 W
- Power outlet protected by self-closing cover
- Built-in switch to control the light, power outlets remain constantly powered
- Quick-release fastener for adjustment of luminaire head angle
- 3 m cable with type E/F plug



TECHNICAL DATA

Electrical data

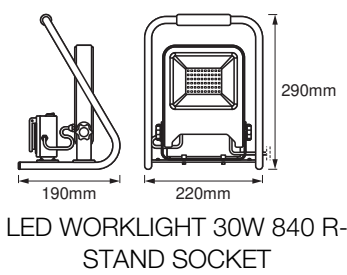
| | |
|------------------------|-------------------------------|
| Nominal wattage | 30.00 W |
| Nominal voltage | 220...240 V |
| Mains frequency | 50...60 Hz |
| Power factor λ | > 0.90 |
| Protection class | I |
| Operating mode | Electronic control gear (ECG) |

Photometrical data

| | |
|--------------------------------------|------------|
| Luminous flux | 2700 lm |
| Luminous efficacy | 90 lm/W |
| Color temperature | 4000 K |
| Light color (designation) | Cool White |
| Color rendering index Ra | ≥80 |
| Standard deviation of color matching | 6 sdcm |
| Beam angle | 120 ° |

Dimensions & Weight

| | |
|----------------|-----------|
| Length | 190.00 mm |
| Width | 220.00 mm |
| Height | 290.00 mm |
| Product weight | 1800.00 g |



Materials & Colors

| | |
|---------------|-----------|
| Product color | Dark gray |
|---------------|-----------|

| | |
|---------------------------------|----------------|
| Housing color | Dark gray |
| Body material | Aluminum Steel |
| Light emitting surface material | Glass |
| Mercury content | 0.0 mg |

Application & Mounting

| | |
|--|------------------------------|
| Ambient temperature range | -20...+45 °C |
| Type of connection | Protective contact Plug type |
| Type of protection | IP44 |
| Protection class IK (shock resistance) | IK06 |
| Dimmable | No |
| Mounting type | Standing |
| Mounting location | Floor |
| Application environment | Indoor |
| Adjustable | Yes |
| With light source | Yes |
| Replaceable light source | No |

Lifespan



| | |
|----------------------------|-----------------------|
| Lifespan L70/B50 at 25 °C | 30000 h ¹⁾ |
| Number of switching cycles | 15000 |

¹⁾ t[h]: L70 / B50 @ 25 °C (Ta), t[h]: L80 / B10 @ 25 °C (Ta), t[h]: L90 / B10 @ 25 °C (Ta)

Certificates & Standards

| | |
|--|-----------------|
| Standards | CE / EAC |
| Luminaire with limited surface temperature, "D sign" | No |
| Replaceable light source (EPREL) | Not replaceable |

DOWNLOAD DATA

| Documents and certificates | | Document name |
|--|--|--|
|  | User instruction / safety instructions | LED WORKLIGHT 30 W 840 R-STAND SOCKET |
|  | Declarations of conformity | CE declaration LED Worklight 30W R-stand |

LOGISTICAL DATA

| Product code | Packaging unit (Pieces/Unit) | Dimensions (length x width x height) | Gross weight | Volume |
|---------------|------------------------------|--------------------------------------|--------------|-----------|
| 4058075204614 | Folding box 1 | 217 mm x 231 mm x 313 mm | 1962.00 g | 15.69 dm³ |
| 4058075204621 | Shipping box 4 | 475 mm x 450 mm x 330 mm | 10630.00 g | 70.54 dm³ |

The mentioned product code describes the smallest quantity unit which can be ordered. One shipping unit can contain one or more single products. When placing an order, for the quantity please enter single or multiples of a shipping unit.

DISCLAIMER

Subject to change without notice. Errors and omission excepted. Always make sure to use the most recent release.