

PRODUCT DATASHEET

LED Worklight S-Stand 30 W 4000 K

WORKLIGHTS S-STAND | Flexible, portable worklight



Areas of application

- Renovation
- Garages
- Basement
- Workshops

Product benefits

- Optimized weight and size due to compact design
- Energy savings of up to 80% compared to halogen lamp worklights
- Semi-frosted, tempered glass cover for uniform illumination

Product features

- Worklight with swiveling head
- Type of protection, luminaire head and housing: IP65, Type of protection, plug: IP44
- Quick-release fastener for adjustment of luminaire head angle
- 2 m cable with type E/F plug



TECHNICAL DATA

Electrical data

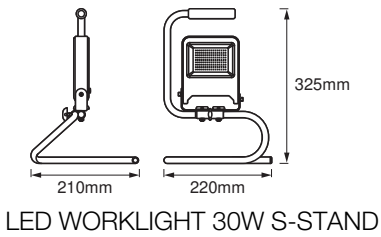
Nominal wattage	30.00 W
Nominal voltage	220...240 V
Mains frequency	50...60 Hz
Nominal current	145.000 mA
Inrush current	0.3 A
Max. number of luminaires per miniature circuit breaker C10	-
Power factor λ	> 0.90
Protection class	I
Operating mode	Electronic control gear (ECG)

Photometrical data

Luminous flux	2700 lm
Luminous efficacy	90 lm/W
Color temperature	4000 K
Light color (designation)	Cool White
Color rendering index Ra	≥80
Standard deviation of color matching	6 sdcn
Photobiological safety group acc. to EN62778	RG1
Photobiological safety group acc. to EN62471	RG1
Beam angle	110 °

Dimensions & Weight

Length	220.00 mm
Width	210.00 mm
Height	325.00 mm
Product weight	1290.00 g



Materials & Colors

Product color	Dark gray
Housing color	Dark gray
Body material	Aluminum Steel
Cover material	Glass
Light emitting surface material	Glass
Glow Wire Test according to IEC 60695-2-12	650 °C
Mercury content	0.0 mg

Application & Mounting

Ambient temperature range	-20...+45 °C
Temperature range at storage	-30...+70 °C
Type of connection	Protective contact Plug type
Type of protection	IP65 ¹⁾
Protection class IK (shock resistance)	IK06
Dimmable	No
Mounting type	Standing
Mounting location	Floor
Application environment	Outdoor
Adjustable	Yes
With light source	Yes
Replaceable light source	No

¹⁾ Luminaire head and housing IP65, plug IP44

Lifespan

Lifespan L70/B50 at 25 °C	25000 h ¹⁾
Number of switching cycles	15000

¹⁾ t[h]: L70 / B50 @ 25 °C (Ta), t[h]: L80 / B10 @ 25 °C (Ta), t[h]: L90 / B10 @ 25 °C (Ta)

Certificates & Standards

Standards	CE / EAC
Replaceable light source (EPREL)	Not replaceable




EQUIPMENT / ACCESSORIES

- Complete mounting and connecting accessories included

Safety advice

- Product in protection class I. All electrically conductive, metallic housing parts that can absorb voltage during operation or during maintenance in the event of a fault must be continuously connected to the protective earthing conductor.
- To reduce the risk of strangulation the flexible wiring connected to this luminaire shall be effectively fixed to the wall if the wiring is within arm's reach.

DOWNLOAD DATA

Documents and certificates		Document name
	User instruction / safety instructions	LED WORKLIGHT S-STAND
	Legal information	OUTDOOR LUMINAIRES
	Declarations of conformity	CE Declaration LED Worklight

LOGISTICAL DATA

Product code	Packaging unit (Pieces/Unit)	Dimensions (length x width x height)	Gross weight	Volume
4058075213852	Folding box 1	77 mm x 237 mm x 283 mm	1381.00 g	5.16 dm ³
4058075213869	Shipping box 10	485 mm x 395 mm x 300 mm	14304.00 g	57.47 dm ³

The mentioned product code describes the smallest quantity unit which can be ordered. One shipping unit can contain one or more single products. When placing an order, for the quantity please enter single or multiples of a shipping unit.

DISCLAIMER

Subject to change without notice. Errors and omission excepted. Always make sure to use the most recent release.