

PRODUCT DATASHEET

ENDURA Style Plate Wall Sensor 12.5W Dark Grey

ENDURA STYLE PLATE | Stainless steel and dark grey wall luminaires with integrated light source and adjustable sensor option



Areas of application

- Building facades
- Entrance lighting
- Patios, balconies

Product benefits

- Easy and quick installation
- Energy-efficient thanks to LED technology

Product features

- Bright and functional outdoor LED luminaires
- Available with and without motion sensor
- Stainless steel housing
- Type of protection: IP44

TECHNICAL DATA

Electrical data

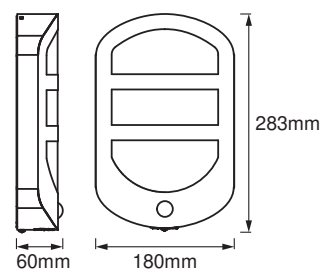
Nominal wattage	12.50 W
Nominal voltage	220...240 V
Mains frequency	50...60 Hz
Nominal current	65.000 mA
Max. number of luminaires per miniature circuit breaker B16	40
Max. number of luminaires per miniature circuit breaker C10	40
Max. number of luminaires per miniature circuit breaker C16	70
Power factor λ	≥ 0.5
Protection class	II
Operating mode	Mains voltage

Photometrical data

Luminous flux	630 lm
Total luminous flux of contained light sources	1500 lm
Luminous efficacy	48 lm/W
Color temperature	3000 K
Light color (designation)	Warm White
Color rendering index Ra	≥ 80
Standard deviation of color matching	< 6 sdcm
Flickering metric (Pst LM)	<1
Stroboscope effect metric (SVM)	<0.4
Photobiological safety group acc. to EN62778	RG0
Beam angle	108 °

Dimensions & Weight

Length	60.00 mm
Width	180.00 mm
Height	283.00 mm
Product weight	720.00 g



ENDURA STYLE PLATE WALL
SENS 13W SI

Materials & Colors

Product color	Dark gray
Housing color	Dark gray
Body material	Stainless steel
Cover material	Polycarbonate (PC)
Glow Wire Test according to IEC 60695-2-12	650 °C

Application & Mounting

Ambient temperature range	-20...+40 °C
Type of connection	Terminal, 2-Pole (L, N)
Type of protection	IP44
Dimmable	No
Mounting type	Surface
Mounting location	Wall
Application environment	Outdoor
With light source	Yes
Replaceable light source	No

Lifespan

Lifespan L70/B50 at 25 °C	25000 h ¹⁾
Number of switching cycles	12500

1) t[h]: L70 / B50 @ 25 °C (Ta), t[h]: L80 / B10 @ 25 °C (Ta), t[h]: L90 / B10 @ 25 °C (Ta)

Sensor

Type of sensor	Light / Motion
Sensor technology	Passive infrared (PIR)
Sensor detection angle	100 °
Sensor controlled switching time	10 s...4 min
Detection range of motion sensor	5...8 m

Detection threshold of daylight sensor	10...2000 lx
--	--------------

Certificates & Standards

Standards	CE / UKCA
Ball shot safe	No
Replaceable light source (EPREL)	Not replaceable

Additional product data

Product remark	Available from June 2025
----------------	--------------------------






EQUIPMENT / ACCESSORIES

- Complete mounting and connecting accessories included

Safety advice

- All electrical connections must be made by a qualified person.
- Caution, risk of electric shock.

DOWNLOAD DATA

	Documents and certificates	Document name
	User instruction / safety instructions	ENDURA STYLE PLATE WALL
	Legal information	Informationstext 18 Abs 4 ElektroG
	Legal information	Safety insert G11219579
	Declarations of conformity	ENDURA STYLE PLATE DARK GREY
	Declarations of conformity UKCA	ENDURA STYLE PLATE DARK GREY

LOGISTICAL DATA

Product code	Packaging unit (Pieces/Unit)	Dimensions (length x width x height)	Gross weight	Volume
4099854510151	Folding box 1	65 mm x 185 mm x 290 mm	796.00 g	3.49 dm ³
4099854510168	Shipping box 4	310 mm x 280 mm x 205 mm	3546.00 g	17.79 dm ³

The mentioned product code describes the smallest quantity unit which can be ordered. One shipping unit can contain one or more single products. When placing an order, for the quantity please enter single or multiples of a shipping unit.

DISCLAIMER

Subject to change without notice. Errors and omission excepted. Always make sure to use the most recent release.