

# PRODUCT DATASHEET

## ENDURA Style Crystal Wall Sensor 4.9W

ENDURA STYLE CRYSTAL | Stainless steel wall luminaires and bollards with indirect illumination



### Areas of application

- Building facades
- Entrance lighting
- Patios, balconies

### Product benefits

- Easy and quick installation
- Energy-efficient thanks to LED technology

### Product features

- Bright and functional outdoor LED luminaires
- Available with and without motion sensor
- Stainless steel housing
- Type of protection: IP44



TECHNICAL DATA

Electrical data

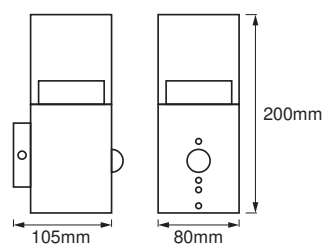
Nominal wattage	4.90 W
Nominal voltage	220...240 V
Mains frequency	50...60 Hz
Power factor $\lambda$	> 0.5
Protection class	I
Operating mode	Mains voltage

Photometrical data

Luminous flux	400 lm
Total luminous flux of contained light sources	500 lm
Luminous efficacy	80 lm/W
Color temperature	3000 K
Light color (designation)	Warm White
Color rendering index Ra	≥80
Standard deviation of color matching	< 6 sdcm

Dimensions & Weight

Length	105.00 mm
Width	80.00 mm
Height	200.00 mm
Product weight	1000.00 g



ENDURA STYLE CUBE WALL  
SENSOR 5W ST

Materials & Colors

Product color	Steel
---------------	-------

Housing color	Steel
Body material	Steel
Cover material	Polymethylmethacrylate (PMMA)
Mercury content	0.0 mg

### Application & Mounting

Ambient temperature range	-20...+40 °C
Type of connection	Terminal, 3-Pole (L, N, PE)
Type of protection	IP44
Dimmable	No
Mounting type	Surface
Mounting location	Wall
Application environment	Outdoor
With light source	Yes
Replaceable light source	No

### Lifespan

Lifespan L70/B50 at 25 °C	25000 h <sup>1)</sup>
Number of switching cycles	12500

<sup>1)</sup> t[h]: L70 / B50 @ 25 °C (Ta), t[h]: L80 / B10 @ 25 °C (Ta), t[h]: L90 / B10 @ 25 °C (Ta)

### Sensor

Type of sensor	Light / Motion
Sensor technology	Passive infrared (PIR)
Sensor detection angle	90 °
Sensor controlled switching time	5 s...6 min
Detection range of motion sensor	2...6 m
Detection threshold of daylight sensor	0...30 lx

### Certificates & Standards

Standards	CE / EAC / UKCA
Luminaire with limited surface temperature, "D sign"	No
Replaceable light source (EPREL)	Not replaceable





### EQUIPMENT / ACCESSORIES

– Complete mounting and connecting accessories included

## Safety advice

- All electrical connections must be made by a qualified person.
- Caution, risk of electric shock.
- Product in protection class I. All electrically conductive, metallic housing parts that can absorb voltage during operation or during maintenance in the event of a fault must be continuously connected to the protective earthing conductor.

## DOWNLOAD DATA

Documents and certificates		Document name
	User instruction / safety instructions	ENDURA STYLE
	Legal information	Legal insert
	Declarations of conformity	ENDURA STYLE CRYSTAL
	Declarations of conformity UKCA	Fixed LUM

## LOGISTICAL DATA

Product code	Packaging unit (Pieces/Unit)	Dimensions (length x width x height)	Gross weight	Volume
4058075474154	Folding box 1	117 mm x 107 mm x 224 mm	1176.00 g	2.80 dm <sup>3</sup>
4058075474161	Shipping box 6	335 mm x 250 mm x 240 mm	7540.00 g	20.10 dm <sup>3</sup>

The mentioned product code describes the smallest quantity unit which can be ordered. One shipping unit can contain one or more single products. When placing an order, for the quantity please enter single or multiples of a shipping unit.

## DISCLAIMER

Subject to change without notice. Errors and omission excepted. Always make sure to use the most recent release.