

# PRODUCT DATASHEET

## Cabinet LED Panel Sensor 300x100mm Two Light

Cabinet LED Panel | Low voltage undercabinet luminaires with rectangular shape

---

### Areas of application

- Shelf and undercabinet lighting



---

### Product benefits

- Low voltage luminaire for DC operation with external driver
- Very slim design
- Homogenous light distribution
- Easy and fast mounting on nearly every surface (adhesive tape or screws)

---

### Product features

- Luminous flux: up to 450 lm
- Switch on and off by movements with 5 cm distance in front of the infrared motion sensor
- Stepless dimming by covering the infrared motion sensor in 5 cm distance for at least one second



- Material: aluminum
- Product color: white
- Available as single and double luminaire kit

TECHNICAL DATA

Electrical data

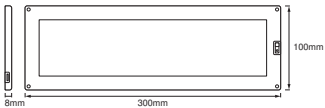
Nominal wattage	10.00 W
Nominal voltage	220...240 V
Mains frequency	50...60 Hz
Nominal current	100.000 mA
Max. number of luminaires per miniature circuit breaker C10	-
Power factor $\lambda$	> 0.5
Protection class	II
Operating mode	External LED driver

Photometrical data

Luminous flux	550 lm
Total luminous flux of contained light sources	720 lm
Luminous efficacy	55 lm/W
Color temperature	3000 K
Light color (designation)	Warm White
Color rendering index Ra	≥80
Standard deviation of color matching	≤6 sdc <sub>m</sub>
Photobiological safety group acc. to EN62778	RG1
Photobiological safety group acc. to EN62471	RG0
Beam angle	110 °

Dimensions & Weight

Length	300.00 mm
Width	100.00 mm
Height	8.00 mm
Product weight	590.00 g
Cable length	1500 mm



Cabinet LED Panel 30x10

Materials & Colors

Product color	White
Housing color	White
Body material	Acrylonitrile butadiene styrene (ABS)
Cover material	Polycarbonate (PC)
Mercury content	0.0 mg

Application & Mounting

Ambient temperature range	-20...+40 °C
Temperature range at storage	-30...+70 °C
Type of connection	Plug type C (EU)
Type of protection	IP20
Protection class IK (shock resistance)	IK03
Dimmable	Yes
Mounting type	Surface
Mounting location	Cabinet undersides
Application environment	Indoor
With light source	Yes
Replaceable light source	No

Lifespan

Lifespan L70/B50 at 25 °C	30000 h <sup>1)</sup>
Number of switching cycles	100000

1) t[h]: L70 / B50 @ 25 °C (Ta), t[h]: L80 / B10 @ 25 °C (Ta), t[h]: L90 / B10 @ 25 °C (Ta)

Sensor

Type of sensor	Motion
Sensor technology	Infrared/Photocell
Detection range of motion sensor	5 cm

Certificates & Standards

Standards	CE / EAC
Luminaire with limited surface temperature, "D sign"	No
Replaceable light source (EPREL)	Not replaceable




Additional product data

Number of illuminants	empty
-----------------------	-------

## Safety advice

- All electrical connections must be made by a qualified person.
- Caution, risk of electric shock.
- To reduce the risk of strangulation the flexible wiring connected to this luminaire shall be effectively fixed to the wall if the wiring is within arm's reach.
- Check wall-ceiling for suitability. If uncertain, seek professional advice.

## DOWNLOAD DATA

Documents and certificates		Document name
	User instruction / safety instructions	CABINET LED PANEL
	Legal information	Legal insert B-not dimmable
	Declarations of conformity	CE Declaration Cabinet LED

## LOGISTICAL DATA

Product code	Packaging unit (Pieces/Unit)	Dimensions (length x width x height)	Gross weight	Volume
4058075268302	Folding box 1	38 mm x 104 mm x 400 mm	655.00 g	1.58 dm <sup>3</sup>
4058075268319	Shipping box 8	392 mm x 226 mm x 171 mm	5523.00 g	15.15 dm <sup>3</sup>

The mentioned product code describes the smallest quantity unit which can be ordered. One shipping unit can contain one or more single products. When placing an order, for the quantity please enter single or multiples of a shipping unit.

## DISCLAIMER

Subject to change without notice. Errors and omission excepted. Always make sure to use the most recent release.