

PRODUCT DATASHEET

LED Square 14W IP44 Click-CCT

LED SQUARE IP44 | Luminaires with two selectable color temperatures via wall switch



Areas of application

- Wall and ceiling surface mounting
- Bathrooms (IP44)
- Indoor applications

Product benefits

- Homogenous illumination
- Easy and quick installation

Product features

- Color temperature selectable via wall switch (3000 K, 4000 K)
- Type of protection: IP44



TECHNICAL DATA

Electrical data

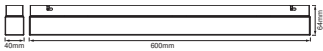
Nominal wattage	14.00 W
Nominal voltage	220...240 V
Mains frequency	50...60 Hz
Nominal current	122 mA
Power factor λ	> 0.5
Protection class	II
Operating mode	Mains voltage

Photometrical data

Luminous flux	1250 lm
Total luminous flux of contained light sources	1430 lm
Luminous efficacy	89 lm/W
Color temperature	3000 K / 4000 K
Light color (designation)	Warm White / Cool White
Color rendering index Ra	90
Standard deviation of color matching	6 sdc _m
Beam angle	180 °

Dimensions & Weight

Length	600.00 mm
Width	40.00 mm
Height	70.00 mm
Product weight	800.00 g



LED SQUARE IP44 60CM

Materials & Colors

Product color	White
Housing color	White
Body material	Aluminum

Cover material	Polycarbonate (PC)
Mercury content	0.0 mg

Application & Mounting

Ambient temperature range	-20...+40 °C
Temperature range at storage	-20...+70 °C
Type of connection	Terminal, 2-Pole (L, N)
Type of protection	IP44
Dimmable	No
Mounting type	Surface
Mounting location	Ceiling / Wall
Application environment	Indoor
With light source	Yes

Lifespan

Lifespan L70/B50 at 25 °C	30000 h ¹⁾
Number of switching cycles	15000

¹⁾ t[h]: L70 / B50 @ 25 °C (Ta), t[h]: L80 / B10 @ 25 °C (Ta), t[h]: L90 / B10 @ 25 °C (Ta)

Certificates & Standards

Standards	CE / EAC / UKCA
Luminaire with limited surface temperature, "D sign"	No
Replaceable light source (EPREL)	Not replaceable




EQUIPMENT / ACCESSORIES

- Complete mounting and connecting accessories included

Safety advice

- All electrical connections must be made by a qualified person.
- Caution, risk of electric shock.
- Check wall-ceiling for suitability. If uncertain, seek professional advice.

DOWNLOAD DATA

Documents and certificates		Document name
	User instruction / safety instructions	LED SQUARE
	Declarations of conformity	LED SQUARE 14WIP44 930-940CLICK-CCT
	Declarations of conformity UKCA	LED SPOT AND SQUARE CLICK CCT

LOGISTICAL DATA

Product code	Packaging unit (Pieces/Unit)	Dimensions (length x width x height)	Gross weight	Volume
4058075399624	Folding box 1	71 mm x 54 mm x 616 mm	876.00 g	2.36 dm³
4058075399631	Shipping box 4	626 mm x 152 mm x 120 mm	2172.00 g	11.42 dm³

The mentioned product code describes the smallest quantity unit which can be ordered. One shipping unit can contain one or more single products. When placing an order, for the quantity please enter single or multiples of a shipping unit.

DISCLAIMER

Subject to change without notice. Errors and omission excepted. Always make sure to use the most recent release.