


PRODUCT DATASHEET

Planon Plus 600x600mm 36W 3000K

PLANON™ Plus | Slim panel luminaires for surface mounting



Areas of application

- For indoor use only
- Decorative domestic lighting
- Ceilings

Product benefits

- Very homogenous light
- Quick and simple installation by one person

Product features

- Ceiling luminaire with advanced LED technology



TECHNICAL DATA

Electrical data

Nominal wattage	36.00 W
Nominal voltage	220...240 V
Mains frequency	50...60 Hz
Inrush current	23.04 A
Power factor λ	> 0.90
Total harmonic distortion	< 20 %
Protection class	I
Operating mode	External LED driver

Photometrical data

Luminous flux	3000 lm
Total luminous flux of contained light sources	4100 lm
Luminous efficacy	78 lm/W
Color temperature	3000 K
Light color (designation)	Warm White
Color rendering index Ra	≥80
Standard deviation of color matching	< 6 sdcm
Photobiological safety group acc. to EN62778	RG1
Photobiological safety group acc. to EN62471	RG0
Beam angle	110 °

Dimensions & Weight

Length	595.00 mm
Width	595.00 mm
Height	56.00 mm
Product weight	3420.00 g

PLANON PLUS 60X60 36W

Materials & Colors

Product color	White
---------------	-------

Housing color	White
Body material	Aluminum
Cover material	Polycarbonate (PC)
Mercury content	0.0 mg

Application & Mounting

Ambient temperature range	-20...+40 °C
Temperature range at storage	-20...+80 °C
Type of connection	Screw terminal
Type of protection	IP20
Protection class IK (shock resistance)	IK03
Dimmable	No
Mounting type	Surface
Mounting location	Ceiling
Application environment	Indoor
With light source	Yes
Replaceable light source	No

Lifespan

Lifespan L70/B50 at 25 °C	25000 h ¹⁾
Number of switching cycles	15000

¹⁾ t[h]: L70 / B50 @ 25 °C (Ta), t[h]: L80 / B10 @ 25 °C (Ta), t[h]: L90 / B10 @ 25 °C (Ta)

Emergency lighting

Type of emergency light operation	Non-maintained
Luminous flux in maintained operation mode	-
Luminous flux in emergency operation mode	-

Certificates & Standards

Standards	CE / UKCA
Luminaire with limited surface temperature, "D sign"	No
Replaceable light source (EPREL)	Not replaceable




Safety advice

- All electrical connections must be made by a qualified person.
- Caution, risk of electric shock.
- Product in protection class I. All electrically conductive, metallic housing parts that can absorb voltage during operation or during maintenance in

the event of a fault must be continuously connected to the protective earthing conductor.

- Check wall-ceiling for suitability. If uncertain, seek professional advice.

DOWNLOAD DATA

Documents and certificates		Document name
	User instruction / safety instructions	PLANON PLUS 120x30 30x60 60x60
	Declarations of conformity	PLANON PLUS 60X60 36W 830 LEDV
	Declarations of conformity UKCA	Fixed LUM

LOGISTICAL DATA

Product code	Packaging unit (Pieces/Unit)	Dimensions (length x width x height)	Gross weight	Volume
4058075601291	Folding box 1	76 mm x 622 mm x 622 mm	3952.00 g	29.40 dm ³
4058075601307	Shipping box 3	672 mm x 281 mm x 680 mm	12806.00 g	128.41 dm ³

The mentioned product code describes the smallest quantity unit which can be ordered. One shipping unit can contain one or more single products. When placing an order, for the quantity please enter single or multiples of a shipping unit.

DISCLAIMER

Subject to change without notice. Errors and omission excepted. Always make sure to use the most recent release.