

# PRODUCT DATASHEET

## LED Click White Square 200mm 16W

LED CLICK White | LED wall and ceiling luminaire with wall switch controllable light segments

---

### Areas of application

- Indoor applications
- Decorative domestic lighting



---

### Product benefits

- Bright panel, uniformly lit with warm white light
- Separately controllable light segments by repeatedly pressing the wall switch
- Easy operation
- Clean design, allows for an easy combination with various room styles

---

### Product features

- Wall and ceiling luminaire
- Two separate light segments
- Available in round and square form



---

**TECHNICAL DATA****Electrical data**

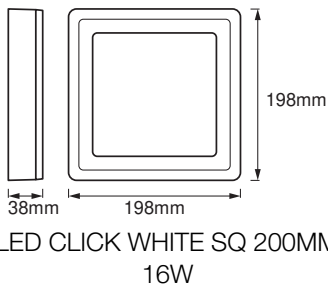
|   |               |
|---|---------------|
| Nominal wattage   | 16.00 W       |
| Nominal voltage   | 220...240 V   |
| Mains frequency   | 50...60 Hz    |
| Nominal current   | 69.000 mA     |
| Inrush current  | 17.4 A        |
| Max. number of luminaires per miniature circuit breaker C10 | -             |
| Power factor $\lambda$                                      | > 0.90        |
| Protection class  | II            |
| Operating mode  | Mains voltage |

**Photometrical data**

|  |                           |
|--|---------------------------|
| Luminous flux                                  | 750 lm                    |
| Total luminous flux of contained light sources | 1350 lm                   |
| Luminous efficacy                              | 47 lm/W                   |
| Color temperature                              | 3000 K                    |
| Light color (designation)                      | Warm White                |
| Color rendering index Ra                       | $\geq 80$                 |
| Standard deviation of color matching           | $\leq 6$ sdc <sub>m</sub> |
| Photobiological safety group acc. to EN62778   | RG1                       |
| Photobiological safety group acc. to EN62471   | RG1                       |
| Beam angle                                     | 110 °                     |

**Dimensions & Weight**

|                |           |
|----------------|-----------|
| Length         | 198.00 mm |
| Width          | 198.00 mm |
| Height         | 38.00 mm  |
| Product weight | 700.00 g  |



### Materials & Colors

|                                 |                               |
|---------------------------------|-------------------------------|
| Product color                   | White                         |
| Housing color                   | White                         |
| Body material                   | Aluminum                      |
| Cover material                  | Polymethylmethacrylate (PMMA) |
| Light emitting surface material | Plastic                       |
| Mercury content                 | 0.0 mg                        |

### Application & Mounting

|                              |                |
|------------------------------|----------------|
| Ambient temperature range    | -20...+35 °C   |
| Temperature range at storage | -30...+70 °C   |
| Type of connection           | Screw terminal |
| Type of protection           | IP20           |
| Dimmable                     | No             |
| Mounting type                | Surface        |
| Mounting location            | Ceiling / Wall |
| Application environment      | Indoor         |
| With light source            | Yes            |

### Lifespan

|                            |                       |
|----------------------------|-----------------------|
| Lifespan L70/B50 at 25 °C  | 25000 h <sup>1)</sup> |
| Number of switching cycles | 100000                |

1) t[h]: L70 / B50 @ 25 °C (Ta), t[h]: L80 / B10 @ 25 °C (Ta), t[h]: L90 / B10 @ 25 °C (Ta)

### Certificates & Standards

|  |           |
|--|-----------|
| Standards  | CE / UKCA |
| Luminaire with limited surface temperature, "D sign" | No        |

Replaceable light source (EPREL)

Not replaceable




## EQUIPMENT / ACCESSORIES

- Complete mounting and connecting accessories included

## Safety advice

- All electrical connections must be made by a qualified person.
- Caution, risk of electric shock.
- Check wall-ceiling for suitability. If uncertain, seek professional advice.

## DOWNLOAD DATA

|  | Documents and certificates             | Document name                     |
|--|--|-----------------------------------|
|    | User instruction / safety instructions | LED CLICK WHITE                   |
|    | Declarations of conformity             | LED COLOR WHITE SQ 400MM 30W LEDV |
|  | Declarations of conformity UKCA        | Fixed LUM                         |

## LOGISTICAL DATA

| Product code  | Packaging unit (Pieces/Unit) | Dimensions (length x width x height) | Gross weight | Volume                |
|---------------|------------------------------|--------------------------------------|--------------|-----------------------|
| 4058075260535 | Folding box<br>1             | 48 mm x 207 mm x 209 mm              | 767.00 g     | 2.08 dm <sup>3</sup>  |
| 4058075260542 | Shipping box<br>8            | 435 mm x 225 mm x 220 mm             | 6436.00 g    | 21.53 dm <sup>3</sup> |

The mentioned product code describes the smallest quantity unit which can be ordered. One shipping unit can contain one or more single products. When placing an order, for the quantity please enter single or multiples of a shipping unit.

## DISCLAIMER

Subject to change without notice. Errors and omission excepted. Always make sure to use the most recent release.