

PRODUCT DATASHEET

SF BLKH 250 P EM 10W 830 BK IP65

SURFACE BULKHEAD 250 EMERGENCY | Robust wall and ceiling luminaire with IP65 protection and integrated emergency lighting function



Areas of application

- Emergency illumination of escape routes
- Antipanic lighting
- Buildings requiring up to 3 h emergency light operation
- Direct replacement for luminaires with fluorescent lamps
- Corridors, stairways, entrance areas
- Passages, underpasses
- Public areas

Product benefits

- Seamless integration of luminaires with emergency lighting function into general lighting
- Easy wiring thanks to included prewired driver and battery for Emergency lighting function
- Simple testing of luminaires with emergency lighting function thanks to integrated automatic test function
- Separate covers available for an aesthetic and functional product design
- 3 years guarantee
- High luminous efficacy in normal operation
- Convenient visualization of results of automatic test with an included control LED
- Operation of integrated emergency lighting function with long life LiFePO4 battery with 3h battery discharge time
- Suitable for use in dusty and damp locations thanks to high IP rating
- Suitable for use in public areas thanks to high IK rating
- Multiple mounting patterns for convenient installation
- Energy savings of up to 50 % (compared to luminaires that use fluorescent lamps)

Product features

- Certified according to European norms (EN 60598-1:2015; EN 60598-2-22:2014)
- Luminaire suited for normal lighting and emergency lighting
- Self-contained luminaires
- Emergency lighting function: battery discharge time of 3 h
- Function test of emergency lighting: automatic (AT)

- Battery technology: LiFePO₄
- Ambient temperature in operation: 5°...+40 C
- UV-stabilized polycarbonate (PC) housing, PC-diffuser
- Impact resistance: IK10
- Push wire terminal for tool-free connection
- Through-wiring possible
- Type of protection: IP65

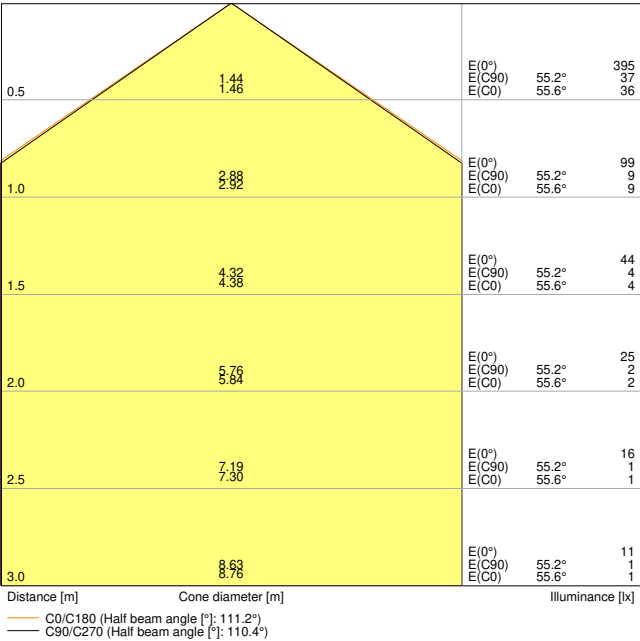
TECHNICAL DATA

Electrical data

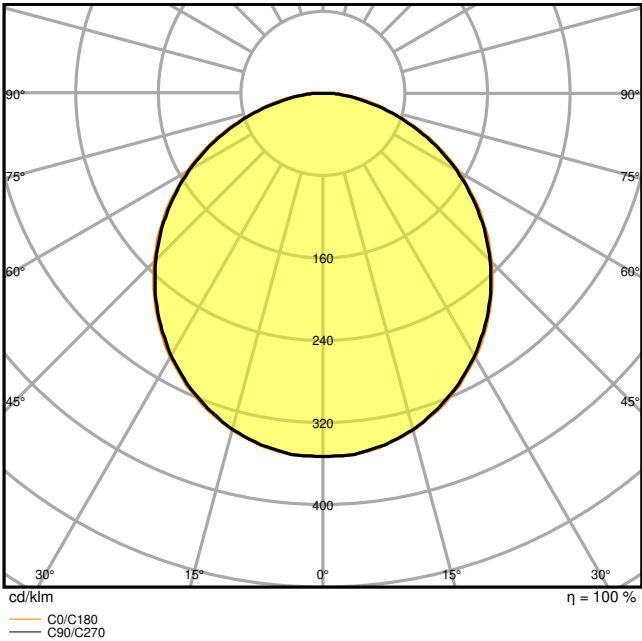
Nominal wattage	10.00 W
Nominal voltage	220...240 V
Mains frequency	50...60 Hz
Nominal current	350.000 mA
Inrush current	7.47 A
Inrush current time T_{h50}	725 μ s
Max. number of luminaires per miniature circuit breaker B16	17
Max. number of luminaires per miniature circuit breaker C10	18
Max. number of luminaires per miniature circuit breaker C16	28
Power factor λ	≥ 0.7
Total harmonic distortion	< 8 %
Protection class	II
Operating mode	Integrated LED driver

Photometrical data

Luminous flux	800 lm
Luminous efficacy	80 lm/W
Color temperature	3000 K
Light color (designation)	Warm White
Color rendering index Ra	> 80
Standard deviation of color matching	< 5 sdcn
Luminous intensity	-
Low flicker	Yes
Flickering metric (Pst LM)	-
Stroboscope effect metric (SVM)	-
Photobiological safety group acc. to EN62778	RG0
Photobiological safety group acc. to EN62471	RG0
Beam angle	120 °



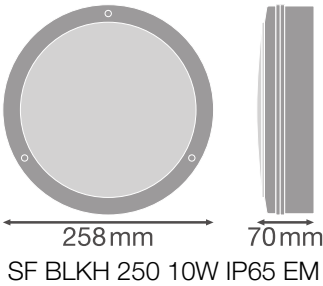
SF BLKH 250 P 10W 830 BK IP65



SF BLKH 250 P 10W 830 BK IP65 EM

Dimensions & Weight

Diameter	250.00 mm
Height	70.00 mm
Product weight	790.00 g



Materials & Colors

Product color	Black
Housing color	Black
Body material	Polycarbonate (PC)
Cover material	Polycarbonate (PC)
Light emitting surface material	Polycarbonate (PC)
Glow Wire Test according to IEC 60695-2-12	850 °C

Mercury content	0.0 mg
-----------------	--------

Application & Mounting

Ambient temperature range	+5...+40 °C
Type of connection	Screwless terminal
Type of protection	IP65
Protection class IK (shock resistance)	IK10
Dimmable	No
Mounting type	Surface
Mounting location	Ceiling / Wall
Application environment	Outdoor
With light source	Yes
Replaceable light source	No

Lifespan

Lifespan L70/B50 at 25 °C	50000 h ¹⁾
Lifespan L80/B10 at 25 °C	35000 h ¹⁾
Lifespan L80/B50 at 25 °C	35000 h
Lifespan L90/B10 at 25 °C	20000 h
Number of switching cycles	100000

¹⁾ t[h]: L70 / B50 @ 25 °C (Ta), t[h]: L80 / B10 @ 25 °C (Ta), t[h]: L90 / B10 @ 25 °C (Ta)

Control gear

Output current	350 mA
----------------	--------

BATTERY

Type of Battery	LiFePO4
Battery size [GMS]	Others
Nominal voltage of battery	3.2 V
Nominal capacity of battery	4500 mAh
Battery charging time	< 24 h

Emergency lighting

Area of emergency application	Anti-panic lighting / Escape route lighting
Type of emergency light operation	Maintained / Non-maintained
Type of emergency operation test	None
Wattage in maintained operation mode	16.5 W
Wattage in emergency operation mode	3,0 W
Luminous flux in maintained operation mode	800 lm
Luminous flux in emergency operation mode	300 lm

Battery life in emergency operation mode	3 h
Integrated test switch	No

Certificates & Standards

Standards	CE / CB
Luminaire with limited surface temperature, "D sign"	No
Ball shot safe	No
Replaceable light source (EPREL)	Not replaceable










EQUIPMENT / ACCESSORIES













- Additional cover rings in different designs available
- Mounting screws and dowels included

Safety advice

- All electrical connections must be made by a qualified person.
- Caution, risk of electric shock.

DOWNLOAD DATA

Documents and certificates		Document name
	User instruction / safety instructions	SF BLKH 250, 300 P IP65 EM
	Legal information	LS Insert SF Bulkhead P EM
	Legal information	Legal Insert SF BLKH EM
	Legal information	Informationstext 18 Abs 4 ElektroG
	Declarations of conformity	EC declaration SF BLKH EM LUM
	Declarations of conformity UKCA	SF BLKH P IP65 EM
	Declarations of conformity UKCA	SF BLKH P IP65 EM
Photometric and lighting design files		Document name
	IES file (IES)	SF BLKH 250 10W 3000K BK IP65 EM
	IES file (IES)	SF BLKH 250 10W 3000K BK IP65 EM

Photometric and lighting design files		Document name
	IES file (IES)	SF BLKH 250 10W 3000K BK IP65 EM
	LDT file (Eulumdat)	SF BLKH 250 10W 3000K BK IP65 EM
	LDT file (Eulumdat)	SF BLKH 250 10W 3000K BK IP65 EM
	LDT file (Eulumdat)	SF BLKH 250 10W 3000K BK IP65 EM
	ULD file (DIALux)	SF BLKH 250 P 10W 830 BK IP65
	ROLF file (RELUX)	SF BLKH 250 P 10W 830
	UGR file (UGR table)	SF BLKH 250 P 10W 830 BK IP65 EM
	Light distribution curve type cone	SF BLKH 250 P 10W 830 BK IP65
	Light distribution curve type polar	SF BLKH 250 P 10W 830 BK IP65 EM
CAD/BIM files		Document name
	BIM Revit 3D	Surface Bulkhead
	CAD STEP 3D	SF BLKH 250
Tender texts		Document name
	Tender documents	SURFACE BULKHEAD 250 EMERGENCY 10W 830 BK IP65-EN

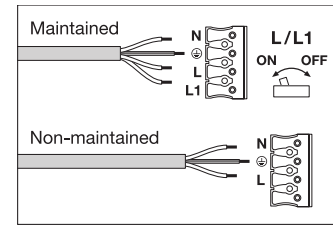
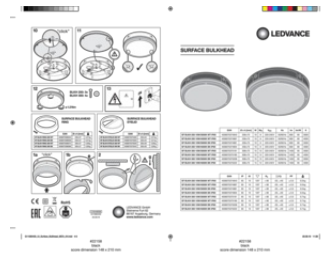
LOGISTICAL DATA

Product code	Packaging unit (Pieces/Unit)	Dimensions (length x width x height)	Gross weight	Volume
4058075647343	Folding box 1	74 mm x 272 mm x 262 mm	872.00 g	5.27 dm ³
4058075647350	Shipping box 8	550 mm x 285 mm x 315 mm	7558.00 g	49.38 dm ³

The mentioned product code describes the smallest quantity unit which can be ordered. One shipping unit can contain one or more single products. When placing an order, for the quantity please enter single or multiples of a shipping unit.

ADDITIONAL CATALOG INFORMATION

Luminaire Status		Control LED	
Normal		Green	
Emergency		OFF	
Testing		Green	1s, 1s, 1s...
Battery connection fault		Red	1s, 1s, 1s...
Battery capacity fault		Red	
Luminaire fault		Red	4s, 4s, 4s...



References / Links

– For Guarantee see www.ledvance.com/guarantee

DISCLAIMER

Subject to change without notice. Errors and omission excepted. Always make sure to use the most recent release.