


## PRODUCT DATASHEET

### LUXeye Sense CM KIT

LUXeye® Sense CM KIT | Light management systems



---

#### Areas of application

- Offices
- Conference rooms
- Training rooms
- Corridors

---

#### Product benefits

- Enables surface mounting for LUXeye Sense products

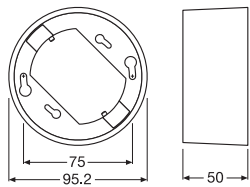
---

#### Product features

- Ceiling installation adapter

TECHNICAL DATA

Dimensions & Weight



Mounting hole spacing, length	75,0 mm
Width	95.2 mm
Height	50.0 mm
Diameter	95,0 mm
Product weight	50.00 g

Colors & materials

Product color	White
---------------	-------


Capabilities

Type of installation	On-top ceiling mounting
----------------------	-------------------------

Certificates & Standards

Approval marks – approval	CE
---------------------------	----

DOWNLOAD DATA

Documents and certificates	Document name
 User instruction / safety instructions	UI LUXeye Sense CM KIT

LOGISTICAL DATA

Product code	Packaging unit (Pieces/Unit)	Dimensions (length x width x height)	Gross weight	Volume
4052899988729	BAG 1	200 mm x 300 mm x 1 mm	55.00 g	0.06 dm <sup>3</sup>
4052899988736	Shipping box 24	300 mm x 200 mm x 200 mm	1491.00 g	12.00 dm <sup>3</sup>

The mentioned product code describes the smallest quantity unit which can be ordered. One shipping unit can contain one or more single products. When placing an order, for the quantity please enter single or multiples of a shipping unit.

**DISCLAIMER**

Subject to change without notice. Errors and omission excepted. Always make sure to use the most recent release.