

PRODUCT DATASHEET OT 80/220...240/24 DIM P

CV Power supplies 24 V with 1...10 V | CV Power supplies 24 V with 1...10 V



Areas of application

- Suitable for use in tight, flat luminaires or installation in suspended ceilings
- Suitable for indoor and outdoor SELV installations

Product benefits

- Versatile 1...10 V window driver up to 240 W due to flexible output characteristic
- Very high efficiency and reliability
- High IP protection (IP67)
- High surge protection: up to 3 kV (L-N) / 6 kV (L/N-PE)

Product features

- Dimmable via fully isolated 1...10 V interface
- Driver with output power range of up to 240 W

TECHNICAL DATA

Electrical data

Nominal wattage	80.00 W
Nominal output power	80 W ¹⁾
Nominal voltage	220...240 V
Nominal output voltage	24 V ²⁾
Input voltage AC	198...264 V ³⁾
U-OUT (working voltage)	24 V
Nominal current	0.4 A
Inrush current	35 A
Mains frequency	50/60 Hz
Total harmonic distortion	< 20 %
Power factor λ	0.90 ⁴⁾
ECG efficiency	87 % ⁵⁾
Device power loss	12 W ⁶⁾
Max. ECG no. on circuit breaker 10 A (B)	7
Max. ECG no. on circuit breaker 16 A (B)	10
Max. ECG no. on circuit breaker 25 A (B)	17
Surge capability (L-N)	3 kV
Galvanic isolation	SELV
Power loss in stand-by mode	< 1.5 W

1) Partial load 0...80 W

2) +1.0/-0.5 V


3) Permitted voltage range

4) Minimum/Full load at 230 V/Half load at 230 V

5) At full load and 230 V

6) Maximum

Dimensions & Weight



Length	250.00 mm
Mounting hole spacing, length	241,0 mm
Width	50.00 mm

Height	34.00 mm
Cable cross-section, input side	1 mm ² ¹⁾
Cable cross-section, output side	1.5 mm ² ¹⁾
Wire preparation length, input side	10...11 mm
Wire preparation length, output side	10...11 mm
Product weight	900.00 g

¹⁾ Flexible

Colors & materials

Casing material	Metal
Body material	Metal

Temperatures & operating conditions

Ambient temperature range	-25...+55 °C
Maximum temperature at tc test point	80 °C ¹⁾
Max.housing temperature in case of fault	100 °C
Permitted rel. humidity during operation	5...85 % ²⁾

¹⁾ Maximum at the T_c-point

²⁾ Non-condensing

Lifespan

ECG lifetime	50000 h ¹⁾
--------------	-----------------------

¹⁾ At T_{case} = 70°C at T_c point / 10% failure rate

Additional product data

Encapsulated	No
--------------	----

Capabilities

Dimmable	Yes
Dimming interface	1...10 V ¹⁾
Dimming range	3...100 %
Overheating protection	Automatic reversible
Overload protection	Automatic reversible
No-load proof	Yes
Short-circuit protection	Automatic reversible
Max. cable length to lamp/LED module	10 m
Suitable for fixtures with prot. class	II
Type of connection, output side	Wires

1) Do not switch off by 1...10 V interface to avoid infringing the ErP regulations







Certificates & Standards

Approval marks – approval	CE / CB / RCM / EAC / ENEC 18 / BIS
Standards	Acc. to IEC 61347-1 / Acc. to IEC 61347-2-13 / Acc. to IEC 62384 / Acc. to CISPR 15 / Acc. to IEC 61000-3-2 / Acc. to IEC 61000-3-3 / Acc. to IEC 61547
Protection class	II
Type of protection	IP67

LOGISTICAL DATA

Temperature range at storage	-40...85 °C
------------------------------	-------------

DOWNLOAD DATA

Documents and certificates	Document name
 User instruction / safety instructions	387994_Instruction Sheet OT 80/220-240/24 DIM P
 Addon technical information	728639_Dimming table for OT (EN)
 Declarations of conformity	728507_EU Declaration OT
 Declarations of conformity	EU Declaration of Conformity 3537796
 Declarations of conformity	EU Declaration of Conformity OT 24V P_DIMP
 Certificates	545965_ENEC certificate OT 80 220-240 24 DIM P

LOGISTICAL DATA

Product code	Packaging unit (Pieces/Unit)	Dimensions (length x width x height)	Gross weight	Volume
4008321981677	Folding box 1	334 mm x 88 mm x 50 mm	970.00 g	1.47 dm ³
4008321981738	Shipping box 10	499 mm x 140 mm x 393 mm	11150.00 g	27.45 dm ³

The mentioned product code describes the smallest quantity unit which can be ordered. One shipping unit can contain one or more single products. When placing an order, for the quantity please enter single or multiples of a shipping unit.

DISCLAIMER

Subject to change without notice. Errors and omission excepted. Always make sure to use the most recent release.