

PRODUCT DATASHEET

DR-VAL -60/220-240/1A4

LED DRIVER VALUE | Constant current LED driver with dedicated current



Areas of application

- Suitable for LED luminaires and LED modules
- Applicable for luminaires of protection classes I and II
- For indoor SELV installations
- Offices, shopping centers, hospitals, restaurants, hotels

Product benefits

- Suitable for operation with many discrete LED and COB LED
- Excellent price/performance ratio
- 3 years guarantee
- Quick and simple installation
- High efficiency and reliability

Product features

- Available in 15 W, 20 W, 30 W, 45 W and 60 W
- Integrated cable clamp for independent installation
- Lifetime: up to 35,000 h (at max. tc temperature)
- Type of protection: IP20
- Dedicated, constant output current
- Low ripple current < 5%
- Supply voltage: 220...240 V
- Operating frequency: 50/60 Hz
- Operated with less than 60 V: Safety extra-low voltage (SELV)
- Short-circuit and overload protection

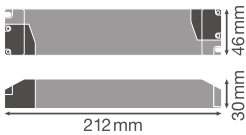
TECHNICAL DATA

Electrical data

| | |
|--|---------------------------|
| Nominal wattage | 60.00 W |
| Nominal output power | 60 W ¹⁾ |
| Nominal voltage | 220...240 V |
| Nominal output voltage | 26...43 V ²⁾ |
| Input voltage AC | 198...264 V ³⁾ |
| U-OUT (working voltage) | 60 V |
| Type of current | DC |
| Nominal current | 470 mA |
| Nominal output current | 1400 mA ⁴⁾ |
| Inrush current | 35 A |
| Output current tolerance | ±5 % |
| Output ripple current (100 Hz) | < 5 % |
| Mains frequency | 50...60 Hz |
| Total harmonic distortion | 17 % ⁵⁾ |
| Power factor λ | 0.90 ⁶⁾ |
| ECG efficiency | 87 % ⁷⁾ |
| Device power loss | 7.8 W ⁸⁾ |
| Max. ECG no. on circuit breaker 10 A (B) | 12 |
| Max. ECG no. on circuit breaker 16 A (B) | 20 |
| Max. ECG no. on circuit breaker 25 A (B) | 31 |
| Surge capability (L-N) | 1 kV |
| Galvanic isolation | SELV |

- 1) Partial load 36...60 W
- 2) Maximum 60 V
- 3) Permitted voltage range
- 4) ±10%
- 5) At full load, 220...240 V, 50 Hz
- 6) Full load at 230 V
- 7) At full load and 230 V
- 8) At maximum LED load of 61 W

Dimensions & Weight



| | |
|--------------------------------------|---------------------------|
| Length | 212.00 mm |
| Mounting hole spacing, length | 202,0 mm |
| Width | 46.00 mm |
| Height | 30.00 mm |
| Cable cross-section, input side | 0.5...1.5 mm ² |
| Cable cross-section, output side | 0.5...1.5 mm ² |
| Prewired | No |
| Wire preparation length, input side | 5...6 mm |
| Wire preparation length, output side | 5...6 mm |
| Product weight | 220.00 g |

Colors & materials

| | |
|-----------------|---------|
| Product color | White |
| Casing material | Plastic |
| Body material | Plastic |

Temperatures & operating conditions

| | |
|--|-------------------------|
| Ambient temperature range | -10...+45 °C |
| Maximum temperature at tc test point | 85 °C |
| Max.housing temperature in case of fault | 95 °C |
| Temperature range in operation | -10...+45 °C |
| Permitted rel. humidity during operation | 10...90 % ¹⁾ |

¹⁾ Maximum 56 days/year at 90%

Lifespan

| | |
|--------------|-----------------------|
| ECG lifetime | 35000 h ¹⁾ |
|--------------|-----------------------|

¹⁾ At maximum T_c = 85°C / 10% failure rate

Additional product data

| | |
|--------------|----|
| Encapsulated | No |
|--------------|----|

Capabilities

| | |
|--------------------------|--------------|
| Dimmable | No |
| Dimming interface | Not dimmable |
| Overheating protection | No |
| Overload protection | Yes |
| Short-circuit protection | Yes |

| | |
|--|----------------|
| Max. cable length to lamp/LED module | 2,0 m |
| Suitable for fixtures with prot. class | I / II |
| Suitable for emergency lighting | No |
| Type of connection, output side | Screw terminal |



Certificates & Standards

| | |
|---------------------------|---|
| Approval marks – approval | CE |
| Standards | Acc. to EN 61347-1 / Acc. to EN 61347-2-13 / Acc. to EN 55015 / Acc. to EN 61547 / Acc. to EN 61000-3-2 / Acc. to EN 62384 |
| Protection class | II |
| Type of protection | IP20 |

LOGISTICAL DATA

| | |
|------------------------------|--------------|
| Temperature range at storage | -20...+75 °C |
|------------------------------|--------------|

DOWNLOAD DATA

| Documents and certificates | | Document name |
|--|--|--------------------------------------|
|  | User instruction / safety instructions | LED DRIVER VALUE CC INDOOR |
|  | Declarations of conformity | EU Declaration of Conformity 3581723 |

LOGISTICAL DATA

| Product code | Packaging unit (Pieces/Unit) | Dimensions (length x width x height) | Gross weight | Volume |
|---------------|------------------------------|--------------------------------------|--------------|-----------------------|
| 4058075240278 | Folding box 1 | 58 mm x 43 mm x 230 mm | 242.00 g | 0.57 dm ³ |
| 4058075240285 | Shipping box 10 | 304 mm x 245 mm x 124 mm | 2723.00 g | 9.24 dm ³ |
| 4058075254213 | Shipping box 40 | 510 mm x 323 mm x 284 mm | 11625.00 g | 46.78 dm ³ |

The mentioned product code describes the smallest quantity unit which can be ordered. One shipping unit can contain one or more single products. When placing an order, for the quantity please enter single or multiples of a shipping unit.

References / Links

– For Guarantee see www.ledvance.com/guarantee

DISCLAIMER

Subject to change without notice. Errors and omission excepted. Always make sure to use the most recent release.