

## PRODUCT DATASHEET

### OT FIT 50/220...240/350 D L

OPTOTRONIC® FIT D L | Linear / Area Constant Current – Non dimmable



#### Areas of application

- Linear lighting for office, education, industry, storage areas and retail
- Installation in emergency lighting systems according to IEC 61347-2-13, appendix J
- Suitable for installation in emergency lighting systems according to EN 60598-2-22
- Suitable for luminaires of protection class I

#### Product benefits

- Small housing design
- Fixed current
- Lifetime: up to 100,000 h (temperature at  $T_c = 65\text{ °C}$ , max. 10 % failure rate)
- High quality of light thanks to low output ripple current
- High efficiency
- Fulfill safety requirement due to overload, overtemperature, Hot Plug protection

#### Product features

- Line frequency: 0 Hz | 50 Hz | 60 Hz
- Versatile scope of application due to output power range of up to 50 W
- Supply voltage: 220...240 V
- Available with output current range: up to 350 mA
- Non-isolated drivers

## TECHNICAL DATA

### Electrical data

Nominal wattage	52.50 W
Nominal output power	18.9...52.5 W
Nominal voltage	220...240 V
Nominal output voltage	54...150 V
Input voltage AC	198...264 V <sup>1)</sup>
Input voltage DC	176...276 V
U-OUT (working voltage)	< 250 V
Nominal current	0.27 A
Nominal output current	350 mA <sup>2)</sup>
Output current tolerance	±10 %
Output ripple current (100 Hz)	< 10 %
Mains frequency	0/50/60 Hz
Total harmonic distortion	< 20 %
Power factor $\lambda$	> 0.95 <sup>3)</sup>
ECG efficiency	> 90 % <sup>4)</sup>
Device power loss	5 W <sup>5)</sup>
Max. ECG no. on circuit breaker 10 A (B)	35
Max. ECG no. on circuit breaker 16 A (B)	56
Max. ECG no. on circuit breaker 25 A (B)	-
Surge capability (L/N-Ground)	2 kV
Surge capability (L-N)	1 kV
Galvanic isolation	Non isolated
Flickering metric (Pst LM)	≤1

1) Permitted voltage range

2) ±10%

3) Full load at 230 V

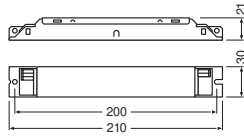
4) At full load and 230 V

5) Maximum

### Photometrical data

Flickering metric (Pst LM)	≤1
Stroboscope effect metric (SVM)	≤0.4

### Dimensions & Weight



Length	210.00 mm
Mounting hole spacing, length	200,0 mm
Width	30.00 mm
Height	21.00 mm
Cable cross-section, input side	0.5...1.5 mm <sup>2</sup> 1)
Cable cross-section, output side	0.5...1.5 mm <sup>2</sup> 1)
Wire preparation length, input side	8,5...9,5 mm
Wire preparation length, output side	8,5...9,5 mm
Product weight	125.00 g

1) Solid or flexible leads

### Colors & materials

Product color	White
Casing material	Metal
Body material	Metal

### Temperatures & operating conditions

Ambient temperature range	-15...+50 °C
Maximum temperature at tc test point	75 °C 1)
Max.housing temperature in case of fault	110 °C
Permitted rel. humidity during operation	5...85 % 2)

1) Maximum at the T<sub>c</sub>-point

2) Maximum 56 days/year at 85 %

### Lifespan

ECG lifetime	50000 h / 100000 h 1)
--------------	-----------------------

1) At maximum T<sub>c</sub> = 75°C / 10% failure rate / At T<sub>c</sub> = 65°C / 10% failure rate

### Additional product data

Encapsulated	No
--------------	----

### Capabilities

Dimmable	No
Overheating protection	Automatic reversible
Overload protection	Automatic reversible
No-load proof	Yes
Short-circuit protection	Automatic reversible
Max. cable length to lamp/LED module	2,0 m
Suitable for fixtures with prot. class	I
Suitable for emergency lighting	Yes
Type of connection, output side	Push terminal









### Certificates & Standards

Approval marks – approval	CE / EL / VDE-EMC / ENEC 10 / CCC / RCM
Standards	Acc. to EN 61347-1 / Acc. to EN 61347-2-13 / Acc. to EN 55015 / Acc. to EN 61547 / Acc. to EN 61000-3-2 / Acc. to EN 62384 / Acc. to EN 62386
Protection class	I
Type of protection	IP20

### LOGISTICAL DATA

Temperature range at storage	-25...85 °C
------------------------------	-------------

### DOWNLOAD DATA

Documents and certificates	Document name
 Declarations of conformity	EU Declaration of Conformity 3366459
 Certificates	INOTEC Certificate OT FIT 50/350 D L
 Certificates	730563_VDE Certificate
 Certificates	544466_CD Test Certificate
 Certificates	CCC Certificate 2017171002001468
 Certificates	VDE ENEC Certificate 40038085
 Certificates	INOTEC Certificate OT FIT 50/350 D L appendix
CAD/BIM files	Document name
 CAD STEP 3D	OT FIT D L STEP 261119

---

**LOGISTICAL DATA**

Product code	Packaging unit (Pieces/Unit)	Dimensions (length x width x height)	Gross weight	Volume
4052899222595	Unpacked 1		125.00 g	
4052899222601	Shipping box 20	234 mm x 161 mm x 101 mm	2665.00 g	3.81 dm <sup>3</sup>

The mentioned product code describes the smallest quantity unit which can be ordered. One shipping unit can contain one or more single products. When placing an order, for the quantity please enter single or multiples of a shipping unit.

---

**DISCLAIMER**

Subject to change without notice. Errors and omission excepted. Always make sure to use the most recent release.