

PRODUCT DATASHEET

L 36 W/940

LUMILUX® DE LUXE T8 | Tubular fluorescent lamps 26 mm, with G13 bases



Areas of application

- Ideal where color rendering is an important factor
- Public buildings
- Shops
- Supermarkets and department stores
- Industry

Product benefits

- Natural colors

Product features

- Very good color rendering index
- Dimmable



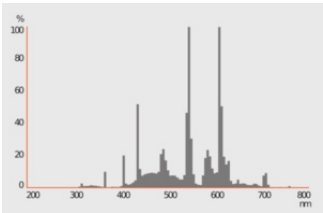
TECHNICAL DATA

Electrical data

Nominal wattage	36 W
Construction wattage	38.00 W
Nominal voltage	103 V
Nominal current	0.43 A

Photometrical data

Luminous flux	2900 lm
Luminous efficacy	76 lm/W
Light color (designation)	LUMILUX DE LUXE Cool White
Color temperature	4000 K
Color rendering index Ra	≥90
Light color	940
Rated LLMF at 2,000 h	0.96
Rated LLMF at 4,000 h	0.94
Rated LLMF at 6,000 h	0.93
Rated LLMF at 8,000 h	0.91
Rated LLMF at 12,000 h	0.91
Rated LLMF at 16,000 h	0.90
Rated LLMF at 20,000 h	0.89



349616_FL_940

Dimensions & Weight

Overall length	1213.60 mm
Length with base excl. base pins/connection	1200 mm
Diameter	26.00 mm
Tube diameter	26 mm

Product weight	165.00 g
----------------	----------

Lifespan

Service life	16000 h ¹⁾
Rated lamp survival factor at 2,000 h	0.99
Rated lamp survival factor at 4,000 h	0.99
Rated lamp survival factor at 6,000 h	0.99
Rated lamp survival factor at 8,000 h	0.99
Rated lamp survival factor at 12,000 h	0.99
Rated lamp survival factor at 16,000	0.90
Rated lamp survival factor at 20,000 h	0.50
Lifespan B50	20000 h

1) With preheat ECG

Additional product data

Base (standard designation)	G13
Mercury content	3.0 mg

Capabilities

Dimmable	Yes
----------	-----

Certificates & Standards

Energy efficiency class	G
Energy consumption	38.00 kWh/1000h

Country-specific categorizations

ILCOS	FD-36/940-E-G13-26/1200
Order reference	L 36W/940

Energy labelling regulation data acc EU 2019/2015




Lighting technology used	OTHER_FL
Non-directional or directional	NDLS
Mains or non-mains	NMLS
Light source cap-type (or other electric interface)	G13
Connected light source (CLS)	No
Color-tuneable light source	No


Envelope	No
High luminance light source	No
Anti-glare shield	No
Correlated colour temperature type	SINGLE_VALUE
Claim of equivalent power	No
Length	1213.60 mm
Height	26.00 mm
Width	26.00 mm
Chromaticity coordinate x	0,386
Chromaticity coordinate y	0,374
Beam angle correspondence	SPHERE_360
EPREL ID	546392
Model number	AC34167

Safety advice

– In case of lamp breakage: www.ledvance.com/brokenlamp

DOWNLOAD DATA

Documents and certificates		Document name
	Declarations of conformity	EC Declaration of Conformity - 2021 9C1-4077902-EN-00 - T8 DE LUXE
	Certificates	EAC RU C-DE HA10.B.00671 16 08 2018 15 07 2023 Expert Sertifikaciya FL
	Certificates	EAC N RU D-DE.MU62.B.00801_20 02.03.2020-01.03.2025 Prommash Test - FL

Photometric and lighting design files		Document name
	Spectral power distribution	349616_FL_940

LOGISTICAL DATA

Product code	Packaging unit (Pieces/Unit)	Dimensions (length x width x height)	Gross weight	Volume
4050300011301	Sleeve 1	1,215 mm x 27 mm x 27 mm	189.00 g	0.89 dm ³

Product code	Packaging unit (Pieces/Unit)	Dimensions (length x width x height)	Gross weight	Volume
4050300236469	Shipping box 25	1,253 mm x 151 mm x 153 mm	4660.00 g	28.95 dm ³

The mentioned product code describes the smallest quantity unit which can be ordered. One shipping unit can contain one or more single products. When placing an order, for the quantity please enter single or multiples of a shipping unit.

DISCLAIMER

Subject to change without notice. Errors and omission excepted. Always make sure to use the most recent release.