

PRODUCT DATASHEET

L 36 W/840

LUMILUX® T8 | Tubular fluorescent lamps 26 mm, with G13 bases



Areas of application

- Public buildings
- Office lighting
- Industry
- Shops
- Supermarkets and department stores
- Street lighting
- Outdoor applications only in suitable luminaires

Product benefits

- Proven lamp technology

Product features

- Very good lumen maintenance: 90 % throughout the service lifetime of the lamp
- Good color rendering index
- Dimmable



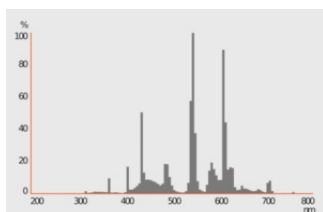
TECHNICAL DATA

Electrical data

| | |
|----------------------|---------|
| Nominal wattage | 36 W |
| Construction wattage | 39.40 W |
| Nominal voltage | 103 V |
| Nominal current | 0.43 A |

Photometrical data

| | |
|---------------------------|--------------------|
| Luminous flux | 3250 lm |
| Luminous efficacy | 82 lm/W |
| Light color (designation) | LUMILUX Cool White |
| Color temperature | 4000 K |
| Color rendering index Ra | ≥80 |
| Light color | 840 |
| Rated LLMF at 2,000 h | 0.96 |
| Rated LLMF at 4,000 h | 0.94 |
| Rated LLMF at 6,000 h | 0.93 |
| Rated LLMF at 8,000 h | 0.91 |
| Rated LLMF at 12,000 h | 0.91 |
| Rated LLMF at 16,000 h | 0.90 |
| Rated LLMF at 20,000 h | 0.96 |



349615_FL_840

Dimensions & Weight

| | |
|---|------------|
| Overall length | 1213.60 mm |
| Length with base excl. base pins/connection | 1200 mm |
| Diameter | 25.50 mm |
| Tube diameter | 26 mm |

| | |
|----------------|----------|
| Product weight | 160.00 g |
|----------------|----------|

Lifespan

| | |
|--|-----------------------|
| Service life | 18000 h ¹⁾ |
| Rated lamp survival factor at 2,000 h | 0.99 |
| Rated lamp survival factor at 4,000 h | 0.99 |
| Rated lamp survival factor at 6,000 h | 0.99 |
| Rated lamp survival factor at 8,000 h | 0.99 |
| Rated lamp survival factor at 12,000 h | 0.99 |
| Rated lamp survival factor at 16,000 | 0.99 |
| Rated lamp survival factor at 20,000 h | 0.50 |
| Lifespan B50 | 20000 h |

1) With preheat ECG

Additional product data

| | |
|-----------------------------|--------|
| Base (standard designation) | G13 |
| Mercury content | 3.0 mg |

Capabilities

| | |
|----------|-----|
| Dimmable | Yes |
|----------|-----|

Certificates & Standards

| | |
|-------------------------|-----------------|
| Energy efficiency class | G |
| Energy consumption | 40.00 kWh/1000h |

Country-specific categorizations

| | |
|-----------------|-------------------------|
| ILCOS | FD-36/840-E-G13-26/1200 |
| Order reference | L 36W/840 |

Energy labelling regulation data acc EU 2019/2015




| | |
|---|----------|
| Lighting technology used | OTHER_FL |
| Non-directional or directional | NDLS |
| Mains or non-mains | NMLS |
| Light source cap-type (or other electric interface) | G13 |
| Connected light source (CLS) | No |
| Color-tuneable light source | No |

| | |
|------------------------------------|-----------------------|
| Envelope | No |
| High luminance light source | No |
| Anti-glare shield | No |
| Correlated colour temperature type | SINGLE_VALUE |
| Claim of equivalent power | No |
| Length | 1213.60 mm |
| Height | 25.50 mm |
| Width | 25.50 mm |
| Chromaticity coordinate x | 0,380 |
| Chromaticity coordinate y | 0,380 |
| Beam angle correspondence | SPHERE_360 |
| EPREL ID | 546336,546338,1282754 |

Safety advice

– In case of lamp breakage: www.ledvance.com/brokenlamp

DOWNLOAD DATA

| Documents and certificates | | Document name |
|---|-----------------------------|--|
|  | Declarations of conformity | EC Declaration of Conformity - 2021 9C1-4071456-EN-01 - T8 |
|  | Declarations of conformity | L 18W, 36W, 58W |
| Photometric and lighting design files | | Document name |
|  | Spectral power distribution | 349615_FL_840 |

LOGISTICAL DATA

| Product code | Packaging unit (Pieces/Unit) | Dimensions (length x width x height) | Gross weight | Volume |
|---------------|------------------------------|--------------------------------------|--------------|-----------------------|
| 4050300517872 | Sleeve 1 | 27 mm x 28 mm x 1,210 mm | 202.00 g | 0.91 dm ³ |
| 4052899306981 | Sleeve 1 | 1,215 mm x 27 mm x 27 mm | 190.00 g | 0.89 dm ³ |
| 4050300517889 | Shipping box 25 | 1,234 mm x 150 mm x 155 mm | 5450.00 g | 28.69 dm ³ |

| Product code | Packaging unit (Pieces/Unit) | Dimensions (length x width x height) | Gross weight | Volume |
|---------------|------------------------------|--------------------------------------|--------------|-----------------------|
| 4052899306998 | Shipping box 10 | 1,242 mm x 150 mm x 64 mm | 2000.00 g | 11.92 dm ³ |

The mentioned product code describes the smallest quantity unit which can be ordered. One shipping unit can contain one or more single products. When placing an order, for the quantity please enter single or multiples of a shipping unit.

DISCLAIMER

Subject to change without notice. Errors and omission excepted. Always make sure to use the most recent release.