

## PRODUCT DATASHEET

### DULUX S/E 11 W/830

OSRAM DULUX® S/E | Short CFLni, with 4-pin base for ECG operation



#### Areas of application

- Offices, public buildings
- Shops
- Supermarkets and department stores
- Hotels, restaurants

#### Product benefits

- Long service life

#### Product features

- Good color rendering index
- Dimmable (3...100 %)
- Short and compact pin-base lamps with single-turn tubes
- Single-ended four-pin plug-in 2G7 base



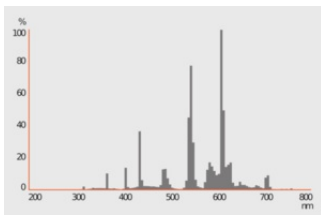
## TECHNICAL DATA

### Electrical data

Nominal wattage	11 W
Construction wattage	12.20 W
Nominal voltage	91 V
Nominal current	0.16 A

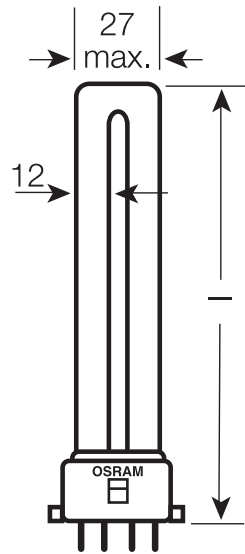
### Photometrical data

Luminous flux	900 lm
Luminous efficacy	74 lm/W
Light color (designation)	LUMILUX Warm White
Color temperature	3000 K
Color rendering index Ra	≥80
Light color	830



349617\_FL\_830

### Dimensions & Weight



Overall length	221.80 mm
Length with base excl. base pins/connection	214,00 mm
Diameter	12.00 mm
Tube diameter	12 mm
Product weight	29.5 g

### Temperatures & operating conditions

Ambient temperature range	-5...+40 °C
---------------------------	-------------

### Lifespan

Service life	13000 h
Lifespan B50	12000 h

### Additional product data

Base (standard designation)	2G7
Mercury content	1.6 mg
Product remark	For ECG operation only

### Capabilities

Dimmable	Yes
----------	-----

### Certificates & Standards

Energy efficiency class	G
Energy consumption	13.00 kWh/1000h

### Country-specific categorizations

ILCOS	FSDH-11/830-/P/-2G7
Order reference	DULUX S/E 11W/8

### Energy labelling regulation data acc EU 2019/2015

Lighting technology used	CFLNI
Non-directional or directional	NDLS
Mains or non-mains	NMLS
Light source cap-type (or other electric interface)	2G7
Connected light source (CLS)	No
Color-tuneable light source	No
Envelope	No
High luminance light source	No
Anti-glare shield	No
Correlated colour temperature type	SINGLE_VALUE
Claim of equivalent power	No
Length	221.80 mm
Height	12.00 mm
Width	12.00 mm
Chromaticity coordinate x	0,440
Chromaticity coordinate y	0,403
Beam angle correspondence	SPHERE_360
EPREL ID	546501
Model number	AC34276




### EQUIPMENT / ACCESSORIES


- Suitable for operation on electronic control gear

### Safety advice

- In case of lamp breakage: [www.ledvance.com/brokenlamp](http://www.ledvance.com/brokenlamp)

### DOWNLOAD DATA

Documents and certificates	Document name
 Declarations of conformity	EC Declaration of Conformity - 2021 9C1-4077883-EN-00 - DULUX S
 Certificates	EAC RU C-DE.HA46.B.01131_21 21.05.2021-20.05.2026 Expert Certification - CFLpin
 Certificates	EAC N RU D-DE.MU62.B.00933_20 06.03.2020-05.03.2025 Prommash Test - CFLpin

Photometric and lighting design files	Document name
 Spectral power distribution	349617_FL_830

**LOGISTICAL DATA**

Product code	Packaging unit (Pieces/Unit)	Dimensions (length x width x height)	Gross weight	Volume
4050300589374	Folding box 1	38 mm x 22 mm x 227 mm	44.80 g	0.19 dm <sup>3</sup>
4050300589381	Shipping box 10	126 mm x 86 mm x 243 mm	508.00 g	2.63 dm <sup>3</sup>

The mentioned product code describes the smallest quantity unit which can be ordered. One shipping unit can contain one or more single products. When placing an order, for the quantity please enter single or multiples of a shipping unit.

**DISCLAIMER**

Subject to change without notice. Errors and omission excepted. Always make sure to use the most recent release.