

PRODUCT DATASHEET

DULUX D 26 W/840

OSRAM DULUX® D | CFLni, 2 tubes, with 2-pin base for CCG operation



Areas of application

- Offices, public buildings
- Shops
- Supermarkets and department stores
- Hotels, restaurants
- Industry

Product benefits

- Improved maintenance

Product features

- Good color rendering index
- Short and compact pin-base lamp with double-turn tubes
- Single-ended two-pin plug-in G24d base



TECHNICAL DATA

Electrical data

Nominal wattage	26 W
Construction wattage	26.90 W
Nominal voltage	105 V
Nominal current	0.33 A

Photometrical data

Luminous flux	1750 lm
Luminous efficacy	65 lm/W
Light color (designation)	LUMILUX Cool White
Color temperature	4000 K
Color rendering index Ra	≥80
Light color	840
Rated LLMF at 2,000 h	0.85
Rated LLMF at 4,000 h	0.78
Rated LLMF at 6,000 h	0.76
Rated LLMF at 8,000 h	0.75



349615_FL_840

Dimensions & Weight





Overall length	172.00 mm
Length with base excl. base pins/connection	149,00 mm
Diameter	12.00 mm
Tube diameter	12 mm
Product weight	43.00 g

Temperatures & operating conditions

Ambient temperature range	-5...+40 °C
---------------------------	-------------

Lifespan

Service life	6500 h
Rated lamp survival factor at 2,000 h	0.99
Rated lamp survival factor at 4,000 h	0.99
Rated lamp survival factor at 6,000 h	0.95
Rated lamp survival factor at 8,000 h	0.81
Lifespan B50	10000 h

Additional product data

Base (standard designation)	G24d-3
Mercury content	1.6 mg

Capabilities

Dimmable	No
----------	----

Certificates & Standards

Energy efficiency class	G
Energy consumption	27.00 kWh/1000h

Country-specific categorizations

ILCOS	FSQ-26/840-I-G24d-3
Order reference	DULUX D 26W/840

Energy labelling regulation data acc EU 2019/2015

Lighting technology used	CFLNI
Non-directional or directional	NDLS
Mains or non-mains	NMLS
Light source cap-type (or other electric interface)	G24d-3
Connected light source (CLS)	No
Color-tuneable light source	No
Envelope	No
High luminance light source	No
Anti-glare shield	No
Correlated colour temperature type	SINGLE_VALUE
Claim of equivalent power	No
Length	172.00 mm
Height	12.00 mm
Width	12.00 mm
Chromaticity coordinate x	0,380
Chromaticity coordinate y	0,380
Beam angle correspondence	SPHERE_360
EPREL ID	546437
Model number	AC34212

EQUIPMENT / ACCESSORIES




- Suitable for operation on conventional control gear

Safety advice

- In case of lamp breakage: www.ledvance.com/brokenlamp

DOWNLOAD DATA

Documents and certificates	Document name
 Declarations of conformity	EC Declaration of Conformity - 2021 9C1-4077878-EN-00 - DULUX D

Documents and certificates		Document name
	Certificates	EAC RU C-DE.HA46.B.01131_21 21.05.2021-20.05.2026 Expert Certification - CFLpin
	Certificates	EAC N RU D-DE.MU62.B.00933_20 06.03.2020-05.03.2025 Prommash Test - CFLpin
Photometric and lighting design files		Document name
	Spectral power distribution	349615_FL_840

LOGISTICAL DATA

Product code	Packaging unit (Pieces/Unit)	Dimensions (length x width x height)	Gross weight	Volume
4050300012049	Folding box 1	36 mm x 36 mm x 179 mm	63.00 g	0.23 dm ³
4050300245386	Shipping box 10	187 mm x 81 mm x 196 mm	705.00 g	2.97 dm ³

The mentioned product code describes the smallest quantity unit which can be ordered. One shipping unit can contain one or more single products. When placing an order, for the quantity please enter single or multiples of a shipping unit.

DISCLAIMER

Subject to change without notice. Errors and omission excepted. Always make sure to use the most recent release.