

## PRODUCT DATASHEET

### P CLAS A 150 21 W/2700 K E27

PARATHOM® CLASSIC A DIM | Dimmable LED lamps, classic bulb shape



#### Areas of application

- Domestic applications
- General illumination
- Outdoor use in suitable outdoor luminaires only

#### Product benefits

- Low energy consumption
- High color consistency thanks to narrow binning
- Easy replacement of classic lamps thanks to compact design

#### Product features

- Professional LED lamps for line voltage
- Dimmable (with many common dimmers, see also [www.ledvance.com/dim](http://www.ledvance.com/dim))
- Long lifetime up to 25,000 h
- Good quality of light; color rendering index  $R_a \geq 80$ ; constant chromaticity



## TECHNICAL DATA

### Electrical data

Nominal wattage	21 W
Construction wattage	21.00 W
Nominal voltage	220...240 V
Claimed equiv. conventional lamp power	150 W
Nominal current	110 mA
Type of current	AC
Inrush current	15 A
Operating frequency	50...60 Hz
Mains frequency	50...60 Hz
Max. lamp number on MCB B10 A	79
Max. lamp number on MCB B16 A	122
Power factor $\lambda$	> 0.90

### Photometrical data

Luminous flux	2452 lm
Nominal useful luminous flux 90°	2452 lm
Luminous efficacy	116 lm/W
Lumen main.fact.at end of nom.life time	0.70
Light color (designation)	Warm White
Color temperature	2700 K
Color rendering index Ra	≥80
Light color	827
Standard deviation of color matching	≤6 sdcn
Rated LLMF at 6,000 h	0.80

### Light technical data

Beam angle	200 °
Warm-up time (60 %)	< 1.00 s
Starting time	< 0.5 s

### Dimensions & Weight

Overall length	143.00 mm
Diameter	67.00 mm
Maximum diameter	67 mm

Product weight	210.00 g
----------------	----------

### Temperatures & operating conditions

Ambient temperature range	-20...+40 °C
Maximum temperature at tc test point	110 °C

### Lifespan

Number of switching cycles	100000
Lumen maintenance at end of service lifetime	0.70
Rated lamp survival factor at 6,000 h	≥ 0.90

### Additional product data

Base (standard designation)	E27
Mercury content	0.0 mg
Mercury-free	Yes
Design / version	Frosted
Product remark	All technical parameters apply to the entire lamp / Due to the complex production process for light-emitting diodes, the typical values shown for the technical LED parameters are purely statistical values that do not necessarily match the actual technical parameters of each individual product, which can vary from the typical value / LED lamps contain several electronic components. Under unfavourable conditions these can lead to acoustic noise. In case of resonance even low noise can cause audible effect. Possible factors influencing this are the installation, the design of the lamp holder and the luminaire (acoustic resonance effect) as well as the dimmer or the transformer (harmonics or electronic resonance)

### Capabilities

Dimmable	Yes
----------	-----

### Certificates & Standards

Energy efficiency class	E <sup>1)</sup>
Energy consumption	21.00 kWh/1000h
Type of protection	IP20
Standards	CE / ROHS / ERP
Photobiological safety group acc. to EN62778	RG0

<sup>1)</sup> Energy efficiency class (EEC) on a scale of A++ (highest efficiency) to E (lowest efficiency)

### Country-specific categorizations







ILCOS	DRAA/F-21/827-220-240-E27-60
-------	------------------------------

Order reference	LEDPCLA150D 21W
-----------------	-----------------

## Energy labelling regulation data acc EU 2019/2015

Light source cap-type (or other electric interface)	E27
Correlated colour temperature type	SINGLE_VALUE
Length	143.00 mm
Height	67.00 mm
Width	67.00 mm
EPREL ID	1403229
Model number	AC24715

## DOWNLOAD DATA

Documents and certificates	Document name
 Declarations of conformity	Declaration of Conformity LED Classic A, B, P, Stick Lamps
Photometric and lighting design files	Document name
 IES file (IES)	AC10701_CLA150D 21W 230VFR E27
 LDT file (Eulumdat)	AC10701_CLA150D 21W 230VFR E27
 Light distribution curve type polar	LEDPCLA150D 21W 827 230VFR E27 FS1 OSRAM
 Light distribution curve type polar	LEDPCLA150D FR 21W 827 230V E27 FS1OSRAM
 Light distribution curve type polar	LEDPCLA150D 21W 827 230VFR E27 FS1 OSRAM

## LOGISTICAL DATA

Product code	Packaging unit (Pieces/Unit)	Dimensions (length x width x height)	Gross weight	Volume
4058075462632	Folding box 1	67 mm x 67 mm x 145 mm	235.00 g	0.65 dm <sup>3</sup>
4058075462649	Shipping box 10	348 mm x 145 mm x 159 mm	2500.00 g	8.02 dm <sup>3</sup>

The mentioned product code describes the smallest quantity unit which can be ordered. One shipping unit can contain one or more single products. When placing an order, for the quantity please enter single or multiples of a shipping unit.

## References / Links

– For dimming conformity see [www.ledvance.com/dim](http://www.ledvance.com/dim)

- For further products and actual information concerning LED lamps see [www.ledvance.com/ledlamps](http://www.ledvance.com/ledlamps)
  - For Guarantee see [www.ledvance.com/guarantee](http://www.ledvance.com/guarantee)
- 

## DISCLAIMER

Subject to change without notice. Errors and omission excepted. Always make sure to use the most recent release.