

PRODUCT DATASHEET

LED Power Batten 600 mm 12 W 4000 K

LED Power Batten | LED batten luminaires with high luminous efficacy



Areas of application

- Indoor applications
- Ceiling and wall surface mounting
- Kitchens, workspaces
- Corridors, stairwells, basements
- General indoor illumination
- Workshops

Product benefits

- High brightness at low power consumption
- High energy savings compared to luminaires that use conventional light sources
- Functional and minimalistic design
- Easy installation, no tools required for connection

Product features

- Replacement for traditional T8 luminaires
- Wall and ceiling batten luminaire
- Housing material: sheet steel
- Diffuser made of opal polycarbonate
- Lifetime up to 25,000 h
- Luminous flux up to 5100 lm



- High luminous efficacy: up to 110 lm/W
- Lengths available: 0.6 m, 1.2 m
- Color temperature: 3,000 K, 4,000 K

TECHNICAL DATA

Electrical data

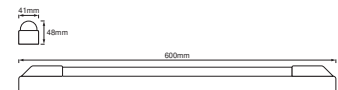
Nominal wattage	12.00 W
Nominal voltage	220...240 V
Mains frequency	50...60 Hz
Nominal current	110.000 mA
Max. number of luminaires per miniature circuit breaker B16	105
Max. number of luminaires per miniature circuit breaker C16	105
Power factor λ	> 0.5
Total harmonic distortion	105 %
Protection class	I
Operating mode	Mains voltage

Photometrical data

Luminous flux	1320 lm
Total luminous flux of contained light sources	1620 lm
Luminous efficacy	110 lm/W
Color temperature	4000 K
Light color (designation)	Cool White
Color rendering index Ra	≥ 80
Standard deviation of color matching	< 6 sdcm
Photobiological safety group acc. to EN62778	RG1
Beam angle	110 °

Dimensions & Weight

Length	600.00 mm
Width	41.00 mm
Height	48.00 mm
Product weight	210.00 g



LED POWER BATTEN 0.6 12W

Materials & Colors

Product color	White
Housing color	White
Body material	Steel
Cover material	Polycarbonate (PC)
Mercury content	0.0 mg

Application & Mounting

Ambient temperature range	-20...+40 °C
Type of connection	Push fit terminal
Type of protection	IP20
Protection class IK (shock resistance)	IK03
Dimmable	No
Mounting type	Surface
Application environment	Indoor
With light source	Yes
Replaceable light source	No

Lifespan

Number of switching cycles	12500
----------------------------	-------

Certificates & Standards

Standards	CE / UKCA / EAC
Luminaire with limited surface temperature, "D sign"	No





EQUIPMENT / ACCESSORIES

- Mounting bracket included

Safety advice

- All electrical connections must be made by a qualified person.
- Caution, risk of electric shock.
- Product in protection class I. All electrically conductive, metallic housing parts that can absorb voltage during operation or during maintenance in the event of a fault must be continuously connected to the protective earthing conductor.
- Check wall-ceiling for suitability. If uncertain, seek professional advice.

DOWNLOAD DATA

Documents and certificates		Document name
	User instruction / safety instructions	LED POWER BATTEN
	Legal information	Safety insert G11219578
	Declarations of conformity	CE Declaration LED Power Batten
	Declarations of conformity UKCA	Fixed LUM

LOGISTICAL DATA

Product code	Packaging unit (Pieces/Unit)	Dimensions (length x width x height)	Gross weight	Volume
4099854536830	Folding box 1	55 mm x 58 mm x 675 mm	322.00 g	2.15 dm ³
4099854536847	Shipping box 8	690 mm x 255 mm x 135 mm	3189.00 g	23.75 dm ³

The mentioned product code describes the smallest quantity unit which can be ordered. One shipping unit can contain one or more single products. When placing an order, for the quantity please enter single or multiples of a shipping unit.

DISCLAIMER

Subject to change without notice. Errors and omission excepted. Always make sure to use the most recent release.