

## PRODUCT DATASHEET

### LED Sensor Batten 1200mm 14W 3000K

LED Sensor Batten | Slim LED Batten luminaire with integrated Sensor for on/off switching



#### Areas of application

- Offices
- Undercabinet lighting
- Kitchens

#### Product benefits

- Attractive and functional design for office applications
- Touchless switching thanks to integrated sensor

#### Product features

- Integrated motion sensor



TECHNICAL DATA

Electrical data

Nominal wattage	14.00 W
Nominal voltage	220...240 V
Mains frequency	50...60 Hz
Nominal current	110.000 mA
Inrush current time T <sub>h50</sub>	300 µs
Max. number of luminaires per miniature circuit breaker B16	22
Max. number of luminaires per miniature circuit breaker C16	36
Power factor λ	> 0.5
Protection class	II
Operating mode	Integrated LED driver

Photometrical data

Luminous flux	1400 lm
Total luminous flux of contained light sources	1600 lm
Luminous efficacy	100 lm/W
Color temperature	3000 K
Light color (designation)	Warm White
Color rendering index Ra	> 80
Standard deviation of color matching	< 5 sdc <sub>m</sub>
Photobiological safety group acc. to EN62778	RG0
Photobiological safety group acc. to EN62471	RG0
Beam angle	180 °

Dimensions & Weight

Length	1173.00 mm
Width	28.00 mm
Height	36.00 mm
Product weight	218.00 g



LED BATTEN SENSOR 120CM  
14W 830

## Materials & Colors

Product color	White
Housing color	White
Body material	Plastic
Glow Wire Test according to IEC 60695-2-12	650 °C
Mercury content	0.0 mg

## Application & Mounting

Ambient temperature range	-20...+40 °C
Type of connection	Plug type C (EU)
Type of protection	IP20
Dimmable	No
Mounting type	Surface
Application environment	Indoor
With light source	Yes
Replaceable light source	No

## Lifespan

Lifespan L70/B50 at 25 °C	50000 h <sup>1)</sup>
Number of switching cycles	100000

<sup>1)</sup> t[h]: L70 / B50 @ 25 °C (Ta), t[h]: L80 / B10 @ 25 °C (Ta), t[h]: L90 / B10 @ 25 °C (Ta)

## Sensor

Type of sensor	Movement
----------------	----------

## Certificates & Standards

Standards	CE
Luminaire with limited surface temperature, "D sign"	No
Ball shot safe	No

## EQUIPMENT / ACCESSORIES




– Mounting screws and dowels included

## Safety advice

– To reduce the risk of strangulation the flexible wiring connected to this luminaire shall be effectively fixed to the wall if the wiring is within arm's

reach.

DOWNLOAD DATA

Documents and certificates		Document name
	User instruction / safety instructions	LED BATTEN SENSOR
	Legal information	Safety insert G11220499
	Declarations of conformity	CE Declaration LED BATTEN SENSOR

LOGISTICAL DATA

Product code	Packaging unit (Pieces/Unit)	Dimensions (length x width x height)	Gross weight	Volume
4099854532436	Folding box 1	32 mm x 62 mm x 1,383 mm	403.00 g	2.74 dm³
4099854532443	Shipping box 8	1,395 mm x 140 mm x 155 mm	3960.00 g	30.27 dm³

The mentioned product code describes the smallest quantity unit which can be ordered. One shipping unit can contain one or more single products. When placing an order, for the quantity please enter single or multiples of a shipping unit.

DISCLAIMER

Subject to change without notice. Errors and omission excepted. Always make sure to use the most recent release.