

PRODUCT DATASHEET

Linear Turn Connect 55cm CCT DIM Black

Linear Turn Connect | Undercabinet luminaire with tilt function

Areas of application

- Kitchens, Living areas, Shelf and undercabinet lighting



Product benefits

- Easy and quick series connection thanks to simple plug system
- Connection of up to 10 luminaires (35cm version) and 5 luminaires (55cm version) in a row either via enclosed connector for seamless connection or by connector cable for greater distances
- Highly versatile due to selectable CCT
- Homogenous light distribution

Product features

- Tilt function (60°) for individual adjustment of the lighting surface
- Color temperature adjustable in three steps by pressing the button
- Stepless dimming by pressing and holding the button more than 1 second
- 2 different lengths available
- Lifetime up to 30,000 h
- Material: Aluminium (Housing), Polycarbonate (Diffuser)



TECHNICAL DATA**Electrical data**

Nominal wattage	10.00 W
Nominal voltage	220...240 V
Mains frequency	50...60 Hz
Nominal current	75.000 mA
Inrush current time T_{h50}	45 μ s
Max. number of luminaires per miniature circuit breaker B16	81
Max. number of luminaires per miniature circuit breaker C10	65
Max. number of luminaires per miniature circuit breaker C16	104
Power factor λ	≥ 0.5
Total harmonic distortion	120 %
Protection class	II
Operating mode	Mains voltage

Photometrical data

Luminous flux	620 lm
Total luminous flux of contained light sources	700 lm
Luminous efficacy	64 lm/W
Color temperature	3000...4000...6500 K
Light color (designation)	Warm White / Cool White / Daylight
Color rendering index Ra	> 80
Standard deviation of color matching	< 6 sdcn
Photobiological safety group acc. to EN62778	RG1
Beam angle	110 °

Dimensions & Weight

Length	557.00 mm
Width	60.00 mm
Height	24.00 mm
Product weight	480.00 g
Cable length	1500 mm



LINEAR TURN CONNECT 55CM
CCT DIM BK line drawing

Materials & Colors

Product color	Black
Housing color	Black
Body material	Aluminum
Cover material	Polycarbonate (PC)
Glow Wire Test according to IEC 60695-2-12	650 °C
Mercury content	0.0 mg

Application & Mounting

Ambient temperature range	-20...+40 °C
Temperature range at storage	-20...+80 °C
Type of connection	Plug type C (EU)
Type of protection	IP20
Dimmable	Yes
Type of dimming	Push-DIM
Mounting type	Surface
Application environment	Indoor
Adjustable	Yes
With light source	Yes
Replaceable light source	No

Lifespan

Lifespan L70/B50 at 25 °C	30000 h ¹⁾
Number of switching cycles	15000

¹⁾ t[h]: L70 / B50 @ 25 °C (Ta), t[h]: L80 / B10 @ 25 °C (Ta), t[h]: L90 / B10 @ 25 °C (Ta)

Certificates & Standards

Standards	CE
Luminaire with limited surface temperature, "D sign"	No
Replaceable light source (EPREL)	Not replaceable




EQUIPMENT / ACCESSORIES

- Complete mounting and connecting accessories included
-

Safety advice

- To reduce the risk of strangulation the flexible wiring connected to this luminaire shall be effectively fixed to the wall if the wiring is within arm's reach.
-

DOWNLOAD DATA

Documents and certificates		Document name
	User instruction / safety instructions	LINEAR LED TURN CONNECT
	Legal information	Safety insert G11220499
	Declarations of conformity	LINEAR TURN AND EDGE

LOGISTICAL DATA

Product code	Packaging unit (Pieces/Unit)	Dimensions (length x width x height)	Gross weight	Volume
4099854462771	Folding box 1	42 mm x 72 mm x 603 mm	612.00 g	1.82 dm ³
4099854462788	Shipping box 8	618 mm x 160 mm x 195 mm	5231.00 g	19.28 dm ³

The mentioned product code describes the smallest quantity unit which can be ordered. One shipping unit can contain one or more single products. When placing an order, for the quantity please enter single or multiples of a shipping unit.

DISCLAIMER

Subject to change without notice. Errors and omission excepted. Always make sure to use the most recent release.
