

PRODUCT DATASHEET

Essential Panel Rectangular 1000x250mm 24W 830 White

Essential Panel Rectangular | Essential Panel Ceilings for easy use

Areas of application

- Living areas (living rooms, dining rooms, bedrooms etc.)



Product benefits

- Long lifetime thanks to LED technology
- Excellent price/performance ratio

Product features

- LED ceiling luminaires with aluminum frame
- Color temperature: 3,000 K
- Lifetime up to 25,000 h
- Type of protection: IP20

TECHNICAL DATA

Electrical data

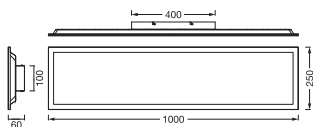
Nominal wattage	24.00 W
Nominal voltage	220...240 V
Mains frequency	50/60 Hz
Nominal current	180 mA
Inrush current	0.190 A
Inrush current time T_{h50}	380 μ s
Max. number of luminaires per miniature circuit breaker B16	24
Max. number of luminaires per miniature circuit breaker C10	24
Max. number of luminaires per miniature circuit breaker C16	38
Power factor λ	> 0.5
Total harmonic distortion	109 %
Protection class	I
Operating mode	Mains voltage

Photometrical data

Luminous flux	2500 lm
Total luminous flux of contained light sources	3200 lm
Luminous efficacy	104 lm/W
Color temperature	3000 K
Light color (designation)	Warm White
Color rendering index Ra	≥ 80
Standard deviation of color matching	6 sdc _m
Flickering metric (Pst LM)	<1
Stroboscope effect metric (SVM)	<0.4
Photobiological safety group acc. to EN62778	RG0
Beam angle	110 °

Dimensions & Weight

Length	1000.00 mm
Width	60.00 mm
Height	250.00 mm
Product weight	1320.00 g



PANEL ESSENTIAL 100X25

Materials & Colors

Product color	White
Housing color	White
Body material	Aluminum Steel
Cover material	Polystyrene (PS)
Glow Wire Test according to IEC 60695-2-12	650 °C

Application & Mounting

Ambient temperature range	-20...+40 °C
Temperature range at storage	-20...+70 °C
Type of connection	Terminal, 3-Pole (L, N, PE)
Type of protection	IP20
Protection class IK (shock resistance)	IK03
Dimmable	No
Mounting type	Surface
Mounting location	Wall / Ceiling
With light source	Yes
Replaceable light source	No

Lifespan

Lifespan L70/B50 at 25 °C	25000 h ¹⁾
Number of switching cycles	12500

¹⁾ t[h]: L70 / B50 @ 25 °C (Ta), t[h]: L80 / B10 @ 25 °C (Ta), t[h]: L90 / B10 @ 25 °C (Ta)

Emergency lighting

Type of emergency operation test	None
----------------------------------	------

Certificates & Standards

Standards	CE / UKCA
Luminaire with limited surface temperature, "D sign"	No
Ball shot safe	No
Replaceable light source (EPREL)	Not replaceable

Additional product data

Product remark	Available from September 2025
----------------	-------------------------------



EQUIPMENT / ACCESSORIES

- Mounting screws and dowels included

Safety advice

- Luminaire must be disconnected from mains during installation, maintenance and cover removal
- Check wall-ceiling for suitability. If uncertain, seek professional advice.
- All electrical connections must be made by a qualified person.
- Caution, risk of electric shock.
- Product in protection class I. All electrically conductive, metallic housing parts that can absorb voltage during operation or during maintenance in the event of a fault must be continuously connected to the protective earthing conductor.

DOWNLOAD DATA

Documents and certificates		Document name
	User instruction / safety instructions	Panel Essential Rectangular
	Declarations of conformity	CE Declaration of Conformity Panel Essential

LOGISTICAL DATA

Product code	Packaging unit (Pieces/Unit)	Dimensions (length x width x height)	Gross weight	Volume
4058075854673	Folding box 1	92 mm x 1,038 mm x 302 mm	1832.00 g	28.84 dm ³
4058075854680	Shipping box 4	1,050 mm x 385 mm x 327 mm	9226.00 g	132.19 dm ³

The mentioned product code describes the smallest quantity unit which can be ordered. One shipping unit can contain one or more single products. When placing an order, for the quantity please enter single or multiples of a shipping unit.

DISCLAIMER

Subject to change without notice. Errors and omission excepted. Always make sure to use the most recent release.