

PRODUCT DATASHEET

FL AREA V 100W ML 830 A48X85 BK

FLOODLIGHT AREA GEN 2 | Floodlight with lens based light distribution with up to 150 lm/W



Areas of application

- Replacement for floodlights with halogen lamps
- Outdoor use (IP66)
- D-sign according to EN 60598-2-24 for fire-risk commercial unit, e.g. by accumulation of dust
- Public areas
- Sports facilities
- Construction areas
- Parking
- Logistics areas, transport facilities and corridors

Product benefits

- Breather membrane to optimize air exchange, without compromising IP protection
- Highly versatile due to selectable power steps (Multi Lumen) on the housing
- Robust cable gland with integrated waterstop function
- High light uniformity and low glare light thanks to precise lens design
- Bright, robust and durable
- Energy savings of up to 90 % compared to halogen lamp floodlights
- No upper light output ratio (ULOR 0%) when mounted at 0° tilt

Product features

- High luminous efficacy: up to 150 lm/W
- Asymmetric light distribution for various application areas
- Multi Lumen function to adjust brightness levels to suit specific needs
- Type of protection: IP66
- Corrosion resistance C4: suitable for use in environments with moderate salinity
- Pre-installed, flexible 1 m cable (H05RN-F), wrapped 3 x 1.0 mm² single wires



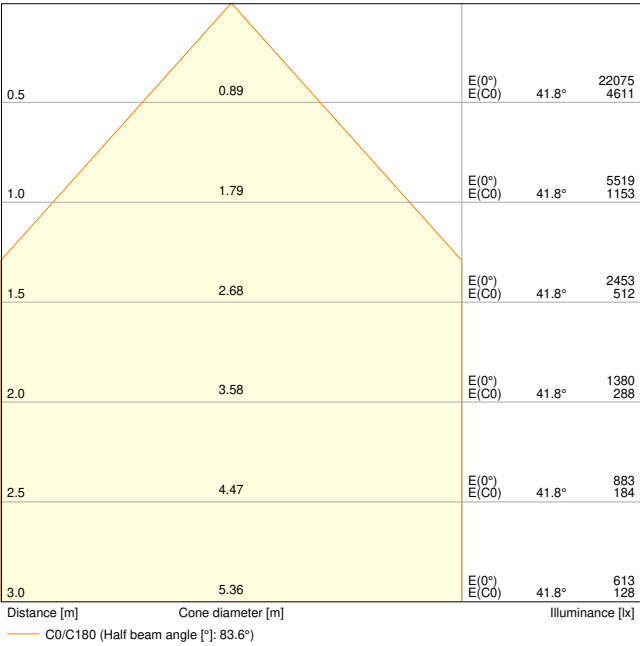
- Mounting bracket with 30° angle and wide rotation area

TECHNICAL DATA**Electrical data**

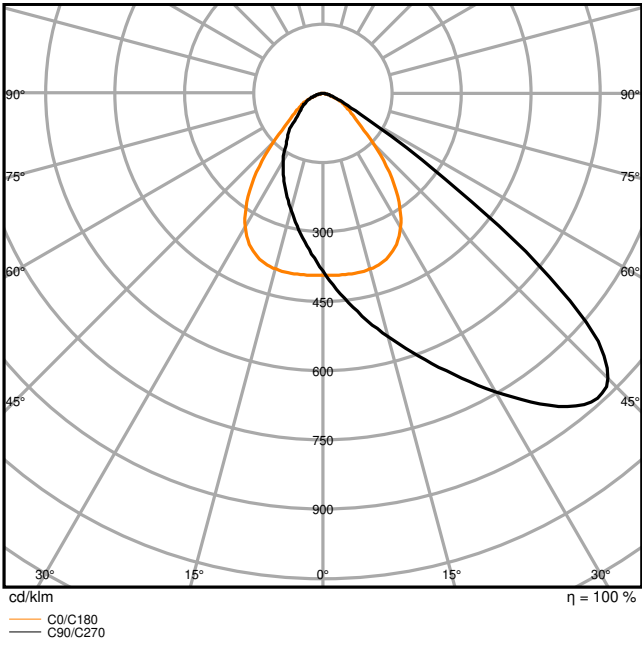
Nominal wattage	100 W / 81 W
Nominal voltage	220...240 V
Mains frequency	50...60 Hz
Nominal current	443/368 mA
Inrush current	34.6 A
Inrush current time T_{h50}	552 μ s
Max. number of luminaires per miniature circuit breaker B16	5
Max. number of luminaires per miniature circuit breaker C10	6
Max. number of luminaires per miniature circuit breaker C16	9
Power factor λ	> 0.90
Total harmonic distortion	< 20 %
Protection class	I
Surge capability (L-N)	4 kV
Surge capability (L/N-Ground)	6 kV
Operating mode	Integrated LED driver

Photometrical data

Luminous flux	14000 lm / 11600 lm
Luminous efficacy	140 lm/W / 143 lm/W
Color temperature	3000 K
Light color (designation)	Warm White
Color rendering index Ra	> 80
Standard deviation of color matching	5 sdc _m
Low flicker	Yes
Flickering metric (Pst LM)	≤1
Stroboscope effect metric (SVM)	<0.4
Photobiological safety group acc. to EN62778	RG1
Beam angle	48° x 85 °



FL AREA V 100W ML 830 A48x85 BK



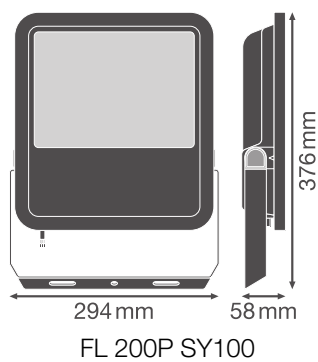
FL AREA V 100W ML 830 A48x85 BK

Adjustable attributes

Nominal wattage	Color temperature	Luminous flux	Luminous efficacy
100 W	3000 K	14000 lm	140 lm/W
81 W	3000 K	11600 lm	143 lm/W

Dimensions & Weight

Length	294.00 mm
Width	376.00 mm
Height	58.00 mm
Product weight	3576.00 g
Cable length	1000 mm



Materials & Colors

Product color	Black
Housing color	Black
Body material	Aluminum
Cover material	Glass
Light emitting surface material	Glass
Glow Wire Test according to IEC 60695-2-12	650 °C
Mercury content	0.0 mg

Application & Mounting

Ambient temperature range	-30...+50 °C
Temperature range at storage	-40...+80 °C
Type of connection	Cable, 3-pole
Type of protection	IP66
Protection class IK (shock resistance)	IK08
Corrosion resistance class acc. to EN 12944	C4 Medium
Dimmable	No
Mounting type	Surface
Mounting location	Wall / Pole / Floor / Ceiling
Application environment	Outdoor
Adjustable	Yes
With light source	Yes
Replaceable light source	No

Lifespan

Lifespan L70/B50 at 25 °C	100000 h ¹⁾
Lifespan L80/B10 at 25 °C	75000 h ¹⁾
Lifespan L90/B10 at 25 °C	35000 h
Number of switching cycles	100000

¹⁾ t[h]: L70 / B50 @ 25 °C (Ta), t[h]: L80 / B10 @ 25 °C (Ta), t[h]: L90 / B10 @ 25 °C (Ta)

Control gear

Output current	480 mA
ECG - Output ripple current	< 20 %

Emergency lighting

Type of emergency operation test	None
----------------------------------	------

Certificates & Standards

Standards	CE / CB / ENEC / Dmark / UKCA / EAC / EPD
Luminaire with limited surface temperature, "D sign"	Yes
Ball shot safe	No
EPD	LEDV-00049-V01.01-EN
Replaceable light source (EPREL)	Not replaceable



Additional product data













Added function	MULTI SELECT
----------------	--------------

Safety advice

- Max. wind load surface 16 W = 0,015 m² / 32 W = 0,025 m² / 50 W = 0,045 m² / 67 W = 0,070 m² / 100 W = 0,085 m² / 133 W = 0,105 m²
- All electrical connections must be made by a qualified person.
- Caution, risk of electric shock.
- The external flexible cable or cord of this luminaire cannot be replaced; if the cord is damaged, the luminaire shall be destroyed.
- Terminal block not included. Installation must be made by a qualified person.

DOWNLOAD DATA

Documents and certificates		Document name
	User instruction / safety instructions	FLOODLIGHT AREA
	Legal information	Informationstext 18 Abs 4 ElektroG

Documents and certificates		Document name
	Legal information	Legal Insert FLOODLIGHT LUMS
	Legal information	Safety Insert G11205496
	Legal information	LSI FL AREA Gen2
	Declarations of conformity	CE declaration FLOODLIGHT AREA
	Declarations of conformity UKCA	UKCA declaration FLOODLIGHT AREA
Photometric and lighting design files		Document name
	IES file (IES)	FL AREA V 100W ML 830 A48x85 BK
	LDT file (Eulumdat)	FL AREA V 100W ML 830 A48x85 BK
	Light distribution curve type cone	FL AREA V 100W ML 830 A48x85 BK
	Light distribution curve type polar	FL AREA V 100W ML 830 A48x85 BK
CAD/BIM files		Document name
	BIM Revit 3D	Floodlight Area G2
	CAD STEP 3D	FL AREA V 100W ML
Tender texts		Document name
	Tender documents	FLOODLIGHT AREA GEN 2 100W ML 830 A48X85 BK-en

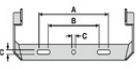
LOGISTICAL DATA

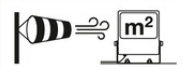
Product code	Packaging unit (Pieces/Unit)	Dimensions (length x width x height)	Gross weight	Volume
4099854427428	Folding box 1	75 mm x 324 mm x 417 mm	3876.00 g	10.13 dm ³
4099854427435	Shipping box 2	340 mm x 167 mm x 444 mm	8247.00 g	25.21 dm ³

The mentioned product code describes the smallest quantity unit which can be ordered. One shipping unit can contain one or more single products. When placing an order, for the quantity please enter single or multiples of a shipping unit.




ADDITIONAL CATALOG INFORMATION

16 W	78	58	6.5	2x M5
32 W	108	78	8.5	2x M6
50 W	150	108	8.5	2x M6
67 W	150	108	10.5	2x M8
100 W	170	118	10.5	2x M8
133 W	170	118	12.5	2x M10





16 W	0.015 m ²
32 W	0.025 m ²
50 W	0.045 m ²
67 W	0.070 m ²
100 W	0.085 m ²
133 W	0.105 m ²

230 Vac			
	C10A	B16A	C16A
			
16 W	106	133	170
32 W	54	87	87
50 W	31	47	50
67 W	20	32	32
100 W	4	4	7
133 W	4	4	7

References / Links

– For Guarantee see www.ledvance.com/guarantee

DISCLAIMER

Subject to change without notice. Errors and omission excepted. Always make sure to use the most recent release.