

PRODUCT DATASHEET

EM EXIT E 0.7W 30M 3H EM/AC AT

EMERGENCY EXIT SIGN | Universal EMERGENCY EXIT SIGN with mounting options for wall, ceiling, recessed and suspension



Areas of application

- Emergency illumination of escape routes
- Antipanic lighting
- Offices, education, public buildings

Product benefits

- Operation of integrated emergency lighting function with long life LiFePO₄ battery with 3h battery discharge time
- Easy maintenance with automatic test function or integrated test switch
- Simple testing of luminaires with emergency lighting function thanks to integrated automatic test function

Product features

- Viewing distance: 30 m
- Battery discharge time: 3 h
- Battery technology: LiFePO₄
- Function test: manual (MA) or automatic (AT)
- With integrated test switch for manual testing
- Operation mode: maintained (M) or non-maintained (NM)



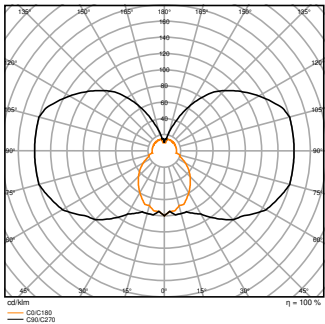
TECHNICAL DATA

Electrical data

Nominal wattage	0.70 W
Nominal voltage	220...240 V
Mains frequency	50/60 Hz
Nominal current	34.000 mA
Inrush current	6.5 A
Inrush current time T _{h50}	2.8 µs
Max. number of luminaires per miniature circuit breaker B16	115
Max. number of luminaires per miniature circuit breaker C10	92
Max. number of luminaires per miniature circuit breaker C16	147
Power factor λ	0.25
Protection class	II
Operating mode	Integrated LED driver

Photometrical data

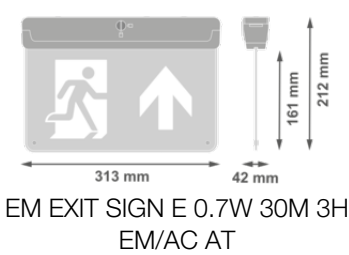
Luminous flux	20 lm
Luminous efficacy	25 lm/W
Color temperature	5700 K
Light color (designation)	Cool Daylight
Color rendering index Ra	> 70
Low flicker	Yes
Flickering metric (Pst LM)	≤ 1
Stroboscope effect metric (SVM)	≤ 0,4
Photobiological safety group acc. to EN62778	RG0



EM EXIT E 0,7W 30M 3H EM AC
AT

Dimensions & Weight

Length	313.00 mm
Width	212.00 mm
Height	42.00 mm
Product weight	510.00 g



Materials & Colors

Product color	White
Housing color	White
Body material	Polycarbonate (PC) Polymethylmethacrylate (PMMA)
Cover material	Polycarbonate (PC)/Polymethylmethacrylate (PMMA)
Glow Wire Test according to IEC 60695-2-12	650 °C
Mercury content	0.0 mg

Application & Mounting

Ambient temperature range	0...+45 °C
Temperature range at storage	0...+35 °C
Type of connection	Terminal
Type of protection	IP20
Dimmable	No
Mounting type	Surface
Mounting location	Ceiling / Wall
Application environment	Indoor
Mounting depth	0 mm
Adjustable	No
With light source	Yes

Replaceable light source	No
--------------------------	----

Lifespan

Number of switching cycles	50000
----------------------------	-------

Control gear

Output current	260 mA
ECG - Output ripple current	8 %

BATTERY

Type of Battery	LiFePO4
Battery size [GMS]	Others
Nominal voltage of battery	3.2 V
Nominal capacity of battery	1100 mAh
Battery charging time	24 h


Emergency lighting




Type of Emergency Lighting (EL)	EL unit (battery and controller) for decentral operation included
Area of emergency application	Emergency exit signage
Type of emergency light operation	Maintained / Non-maintained
Type of emergency operation test	Automatic
Wattage in emergency operation mode	0.7 W
Luminous flux in emergency operation mode	20 lm
Battery life in emergency operation mode	3 h
Integrated test switch	Yes

Certificates & Standards




Standards	CE / CB / EAC / UKCA / ENEC
Luminaire with limited surface temperature, "D sign"	No
Ball shot safe	No

Accessories Mandatory

Product image	Product name	EAN
	EM EXIT PICTO BLANK	4099854261374

Product image	Product name	EAN
	EM EXIT PICTO LEFT RIGHT	4099854261336
	EM EXIT PICTO UP	4099854261350
	EM EXIT PICTO DOWN	4099854261312



Accessories Optional










Product image	Product name	EAN
	EM EXIT FLAG KIT	4099854232145
	EM EXIT RECESSED KIT	4099854232121
	EM EXIT SUSPENSION KIT	4099854232169

Safety advice

- All electrical connections must be made by a qualified person.
- Caution, risk of electric shock.

DOWNLOAD DATA

Documents and certificates	Document name
 User instruction / safety instructions	EM EXIT
 Legal information	Informationstext 18 Abs 4 ElektroG

Documents and certificates		Document name
	Legal information	Safety Insert G11218810
	Legal information	Legal Insert G11231524
	Declarations of conformity	EM EXIT SIGN E 0.7W 30M 3H EM/AC AT
	Declarations of conformity UKCA	EM EXIT SIGN E 0.7W 30M 3H EM/AC AT
Photometric and lighting design files		Document name
	IES file (IES)	EM EXIT E 0,7W 30M 3H EM AC AT
	LDT file (Eulumdat)	EM EXIT E 0,7W 30M 3H EM AC AT
	UGR file (UGR table)	EM EXIT E 0,7W 30M 3H EM AC AT
	Light distribution curve type polar	EM EXIT E 0,7W 30M 3H EM AC AT
CAD/BIM files		Document name
	CAD STEP 3D	EM EXIT E

LOGISTICAL DATA

Product code	Packaging unit (Pieces/Unit)	Dimensions (length x width x height)	Gross weight	Volume
4099854230714	Folding box 1	218 mm x 45 mm x 317 mm	630.00 g	3.11 dm ³
4099854230721	Shipping box 10	330 mm x 275 mm x 450 mm	6780.00 g	40.84 dm ³

The mentioned product code describes the smallest quantity unit which can be ordered. One shipping unit can contain one or more single products. When placing an order, for the quantity please enter single or multiples of a shipping unit.

References / Links

– For Guarantee see www.ledvance.com/guarantee

DISCLAIMER

Subject to change without notice. Errors and omission excepted. Always make sure to use the most recent release.

