

PRODUCT DATASHEET

FL FLEX P 250W ML 830 R30 WAL

FLOODLIGHT FLEX RADIAL SYMMETRIC 30 | Floodlight with radial symmetric light distribution for high mast area lighting



Areas of application

- Coastal areas, like ports
- General outdoor area lighting
- Parking
- Suitable for indoor and outdoor sports facilities
- Architectural lighting
- Industry
- Direct replacement for luminaires using HID lamps

Product benefits

- Corrosion resistance C5: tested in environments with high salinity
- Serviceable luminaire: LED driver can be replaced
- Flexible application due to a range of different lumen packages and beam angles
- 3 cable entries for flexible use and easy connection between luminaires
- Integrated breather for preventing condensation inside the luminaire
- Energy savings of up to 91 % compared to halogen lamp floodlights
- Energy savings of up to 51 % compared to luminaires that use conventional discharge lamps
- No upper light output ratio (ULOR 0%) when mounted at 0° tilt
- Intelligent design of the water drain to prevent standing water
- Simple angle adjustment by locking every 2.5°
- Clear angular degree indication
- Key hole to ensure ease of installation

Product features



- Corrosion resistance C5 based on 1,500 hours salt mist spray test
- High luminous efficacy: up to 166 lm/W
- Multi Lumen function: 4 power steps selectable
- Daisy chaining possible
- High surge protection: up to 10 kV (L/N-PE), 6 kV (L-N)
- High lifetime (L70/B50): up to 120,000 h (at 25 °C)
- Lumen packages up to 70000 lm
- Additional 2200 K color temperature version available

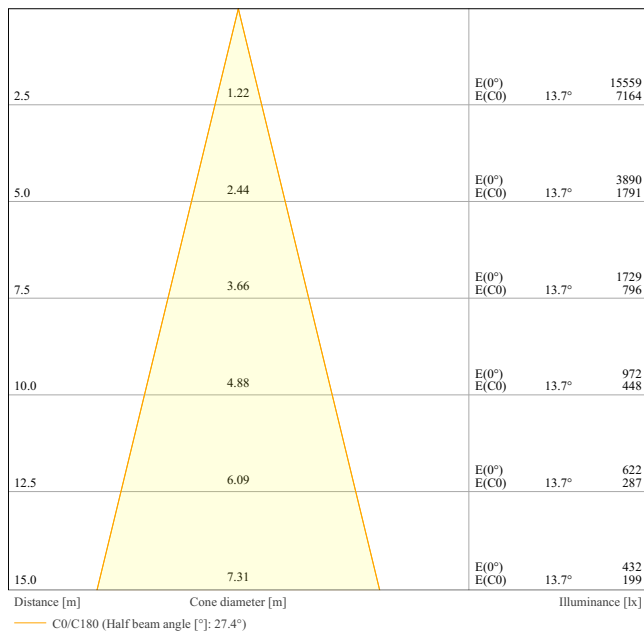
TECHNICAL DATA

Electrical data

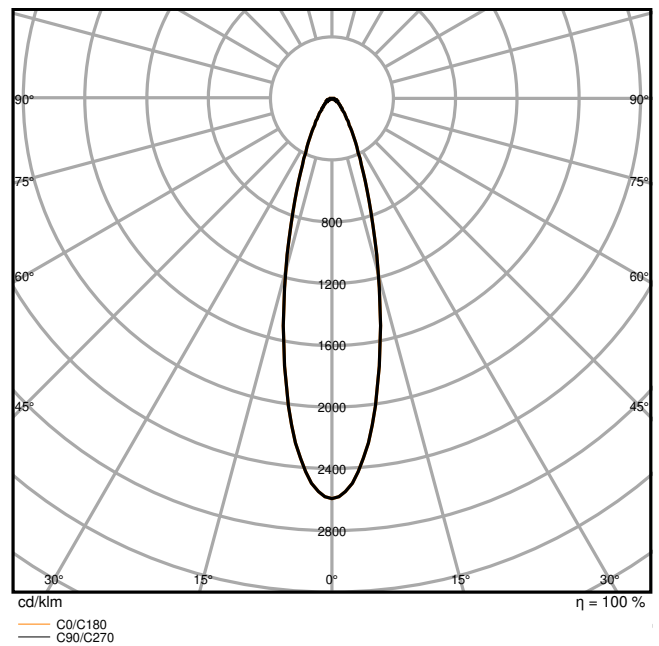
Nominal wattage	250 W / 212.5 W / 175 W / 137.5 W
Nominal voltage	220...240 V
Mains frequency	50...60 Hz
Nominal current	1100.000 mA
Inrush current	100 A
Inrush current time T_{h50}	208 μ s
Max. number of luminaires per miniature circuit breaker B16	6
Max. number of luminaires per miniature circuit breaker C10	6
Max. number of luminaires per miniature circuit breaker C16	10
Power factor λ	> 0.96
Total harmonic distortion	< 20 %
Protection class	I
Surge capability (L-N)	6 kV
Surge capability (L/N-Ground)	10 kV
Operating mode	Integrated LED driver

Photometrical data

Luminous flux	37500 lm / 31900 lm / 26600 lm / 21400 lm
Luminous efficacy	150 lm/W / 152 lm/W / 156 lm/W
Color temperature	3000 K
Light color (designation)	Warm White
Color rendering index Ra	> 80
Standard deviation of color matching	5 sdc _m
Low flicker	Yes
Flickering metric (Pst LM)	<1
Stroboscope effect metric (SVM)	<.0.4
Photobiological safety group acc. to EN62778	RG1
Beam angle	30 °



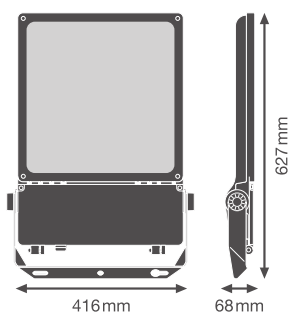
FL FLEX DA/P 250W ML 830 R30 WAL



FL FLEX P 250W ML 830 R30 WAL LEDV

Dimensions & Weight

Length	627.00 mm
Width	416.00 mm
Height	68.00 mm
Product weight	8000.00 g



FL FLEX P WAL

Materials & Colors

Product color	White aluminum
Housing color	White aluminum
Body material	Aluminum
Cover material	Glass
Light emitting surface material	Glass
Glow Wire Test according to IEC 60695-2-12	850 °C
Mercury content	0.0 mg

Application & Mounting

Ambient temperature range	-30...+50 °C
Temperature range at storage	-30...+80 °C
Type of connection	Screwless terminal
Type of protection	IP66
Protection class IK (shock resistance)	IK08
Corrosion resistance class acc. to EN 12944	C5
Dimmable	No
Mounting type	Surface
Mounting location	Wall / Pole / Floor / Ceiling
Application environment	Outdoor
Adjustable	Yes
With light source	Yes
Replaceable light source	No

Lifespan

Lifespan L70/B50 at 25 °C	120000 h ¹⁾
Lifespan L80/B10 at 25 °C	100000 h ¹⁾
Lifespan L80/B50 at 25 °C	100000 h
Lifespan L90/B10 at 25 °C	50000 h
Number of switching cycles	100000

¹⁾ t[h]: L70 / B50 @ 25 °C (Ta), t[h]: L80 / B10 @ 25 °C (Ta), t[h]: L90 / B10 @ 25 °C (Ta)

Control gear

Output current	6250 mA
ECG - Output ripple current	< 10 %




Certificates & Standards

Standards	CE / CB / ENEC / UKCA / EPD
Luminaire with limited surface temperature, "D sign"	Yes
EPD	LEDV-00046-V01.01-EN

Additional product data

Added function	MULTI SELECT
----------------	--------------





Accessories Optional





Product image	Product name	EAN
	FL TRAVERSE 1/2 42/60/76MM	4099854680038
	FL FLEX ADAPTER SOCKET ZHAGA	4099854680076
	FL FLEX ADAPTER SOCKET NEMA	4099854680113







EQUIPMENT / ACCESSORIES



- Delivery without cables
- Second cable gland included
- 2 rubber inserts for 6,5 - 7,5 mm cables included


DOWNLOAD DATA

Documents and certificates	Document name
 User instruction / safety instructions	FL FLEX P ON-OFF
 Legal information	Informationstext 18 Abs 4 ElektroG
 Legal information	Safety Insert G11205497
 Legal information	LSI FL FLEX

Documents and certificates		Document name
	Legal information	Legal insert G11231557
	Declarations of conformity	CE FL FLEX P
	Declarations of conformity UKCA	UKCA FL FLEX P
	Certificates	ENEC FL FLEX P

Photometric and lighting design files		Document name
	IES file (IES)	FL FLEX P 250W ML 830 R30 WAL LEDV
	LDT file (Eulumdat)	FL FLEX P 250W ML 830 R30 WAL LEDV
	ULD file (DIALux)	FL FLEX P 250W ML 830 R30 WAL
	ROLF file (RELUX)	FL FLEX P 250W ML 830 R30 WAL
	Light distribution curve type cone	FL FLEX DAVP 250W ML 830 R30 WAL
	Light distribution curve type polar	FL FLEX P 250W ML 830 R30 WAL LEDV

CAD/BIM files		Document name
	BIM Revit 3D	Floodlight Flex
	BIM Step 3D	FL FLEX 250W

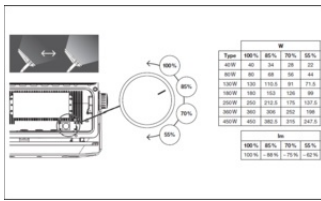
Tender texts		Document name
	Tender documents	FLOODLIGHT FLEX RADIAL SYMMETRIC 30 250W ML 830 R30 WAL-en

LOGISTICAL DATA

Product code	Packaging unit (Pieces/Unit)	Dimensions (length x width x height)	Gross weight	Volume
4099854373619	Shipping box 1	707 mm x 457 mm x 119 mm	9722.00 g	38.45 dm ³

The mentioned product code describes the smallest quantity unit which can be ordered. One shipping unit can contain one or more single products. When placing an order, for the quantity please enter single or multiples of a shipping unit.

ADDITIONAL CATALOG INFORMATION



References / Links

– For Guarantee see www.ledvance.com/guarantee

DISCLAIMER

Subject to change without notice. Errors and omission excepted. Always make sure to use the most recent release.