

PRODUCT DATASHEET

LED Star Grow Lamp T 80 20W Clear E27

LED STAR GROW T LAMP | LED Grow Lamp for Indoor Plant Growth with 3 Light Spectrum Options



Areas of application

- Indoor applications: living area, green house or winter garden
- Outdoor use in outdoor luminaires only (minimum IP65)

Product benefits

- Special color spectrum which promotes growth of plants
- Adjustable for 3 different stages of flower and vegetable growth: Seeding, Growing, and Flowering
- Reduced green and yellow light to a level that plants can absorb, decreasing unnecessary energy consumption.

Product features

- LED grow light bulb
- Offering 3 different light spectrum options, adjustable via the integrated switch



TECHNICAL DATA

Electrical data

| | |
|-------------------------------|-------------|
| Nominal wattage | 20 W |
| Construction wattage | 20.00 W |
| Nominal voltage | 220...240 V |
| Operating mode | AC Mains |
| Nominal current | 160 mA |
| Type of current | AC |
| Inrush current | 7.9 A |
| Operating frequency | 50/60 Hz |
| Mains frequency | 50/60 Hz |
| Max. lamp number on MCB B10 A | 20 |
| Max. lamp number on MCB B16 A | 26 |
| Total harmonic distortion | 138 % |
| Power factor λ | 0.54 |

Photometrical data

| | |
|---|---------|
| Luminous flux | 650 lm |
| Luminous efficacy | 32 lm/W |
| Lumen main.fact.at end of nom.life time | 0.96 |
| Color rendering index Ra | 80 |
| Light color | 8 |
| Flickering metric (Pst LM) | 1 |
| Stroboscope effect metric (SVM) | 0.4 |

Light technical data

| | |
|---------------------|----------|
| Beam angle | 110 ° |
| Warm-up time (60 %) | < 0.50 s |
| Starting time | < 0.5 s |

Dimensions & Weight



| | |
|------------------|-----------|
| Overall length | 118.00 mm |
| Diameter | 80.00 mm |
| Maximum diameter | 80 mm |
| Product weight | 83.00 g |

Temperatures & operating conditions

| | |
|---------------------------|--------------|
| Ambient temperature range | -20...+40 °C |
|---------------------------|--------------|

Lifespan

| | |
|--|---------|
| Lifespan L70/B50 at 25 °C | 25000 h |
| Number of switching cycles | 100000 |
| Lumen maintenance at end of service lifetime | 0.96 |

Additional product data

| | |
|-----------------------------|--------|
| Base (standard designation) | E27 |
| Mercury content | 0.0 mg |
| Mercury-free | Yes |

Capabilities

| | |
|----------|----|
| Dimmable | No |
|----------|----|

Certificates & Standards

| | |
|--|--------------------------|
| Energy consumption | 20.00 kWh/1000h |
| Type of protection | IP20 |
| Standards | LVD / EMC / RoHS / REACH |
| Photobiological safety group acc. to EN62778 | RG1 |

Country-specific categorizations

| | |
|-----------------|-----------------|
| Order reference | LEDS T80GROW 20 |
|-----------------|-----------------|

LOGISTICAL DATA

| | |
|------------------------------|--------------|
| Temperature range at storage | -20...+80 °C |
|------------------------------|--------------|

Energy labelling regulation data acc EU 2019/2015



| | |
|---|------|
| Lighting technology used | LED |
| Non-directional or directional | NDLS |
| Mains or non-mains | MLS |
| Light source cap-type (or other electric interface) | E27 |

| | |
|--|------------|
| Connected light source (CLS) | No |
| Color-tuneable light source | No |
| Envelope | No |
| High luminance light source | No |
| Anti-glare shield | No |
| Standby power | No |
| Networked standby power for CLS | No |
| Claim of equivalent power | No |
| Length | 118.00 mm |
| Height | 80.00 mm |
| Width | 80.00 mm |
| R9 Colour rendering index | 1 |
| Beam angle correspondence | SPHERE_360 |
| Survival factor | 0.9 |
| Displacement factor | 0.914 |
| LED light source replaces a fluorescent light source | No |

Safety advice

- Do not touch the lamp if broken.
- Must not be used if outer bulb is defective.

DOWNLOAD DATA

| Documents and certificates | | Document name |
|--|---------------------------------|----------------------|
|  | Declarations of conformity | Grow lamps Classic T |
|  | Declarations of conformity UKCA | Grow lamp Classic T |

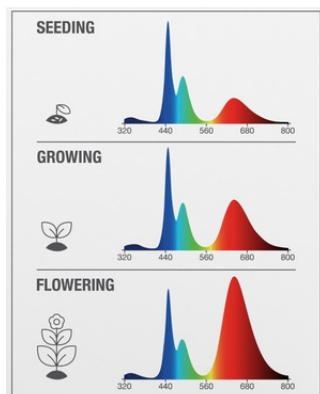
LOGISTICAL DATA

| Product code | Packaging unit (Pieces/Unit) | Dimensions (length x width x height) | Gross weight | Volume |
|---------------|------------------------------|--------------------------------------|--------------|----------------------|
| 4058075845800 | Folding box 1 | 81 mm x 81 mm x 170 mm | 117.00 g | 1.12 dm ³ |
| 4058075845817 | Shipping box 6 | 265 mm x 180 mm x 137 mm | 928.00 g | 6.53 dm ³ |

The mentioned product code describes the smallest quantity unit which can be ordered. One shipping unit can contain one or more single products.

When placing an order, for the quantity please enter single or multiples of a shipping unit.

ADDITIONAL CATALOG INFORMATION



References / Links

- For further products and actual information concerning LED lamps see www.ledvance.com/ledlamps
 - For Guarantee see www.ledvance.com/guarantee
-

DISCLAIMER

Subject to change without notice. Errors and omission excepted. Always make sure to use the most recent release.