

# PRODUCT DATASHEET

## DR DS SENS-P- 27/220-240V/650 SF FL

SURFACE FLAT DRIVER | Constant current



### Areas of application

- Suitable for SURFACE FLAT / SURFACE FLAT SENSOR 19 W / 27 W

### Product benefits

- High flexibility due to adjustable output currents and CCT with switches on the driver
- Low flickering enables high light quality as well as good visual comfort
- High efficiency and reliability
- 5 years guarantee

### Product features

- Available in 19 W, 27 W
- Protection class: II
- Type of protection: IP20
- Supply voltage: 220...240 V
- Operating frequency: 50/60 Hz



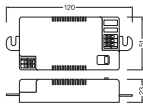
TECHNICAL DATA

Electrical data

|                           |              |
|---------------------------|--------------|
| Nominal wattage           | 27.00 W      |
| Nominal voltage           | 220...240 V  |
| Mains frequency           | 0/50/60 Hz   |
| Nominal current           | 650 mA       |
| Inrush current            | 13 A         |
| Power factor $\lambda$    | > 0.90       |
| Total harmonic distortion | < 20 %       |
| Protection class          | II           |
| Dimming interface         | Not dimmable |

Dimensions & Weight

|                |           |
|----------------|-----------|
| Length         | 119.00 mm |
| Width          | 51.00 mm  |
| Height         | 24.00 mm  |
| Product weight | 81.00 g   |



DR DS SENS-P-19/27\_450/650 SF  
FL

Materials & Colors

|                 |         |
|-----------------|---------|
| Body material   | Plastic |
| Mercury content | 0.0 mg  |

Application & Mounting

|                              |              |
|------------------------------|--------------|
| Ambient temperature range    | -20...+60 °C |
| Temperature range at storage | -40...+80 °C |
| Type of protection           | IP20         |
| Dimmable                     | No           |

Control gear

|                        |          |
|------------------------|----------|
| Nominal output current | 650 mA   |
| ECG lifetime           | 100000 h |

### Emergency lighting

|                                 |                                                                                 |
|---------------------------------|---------------------------------------------------------------------------------|
| Type of Emergency Lighting (EL) | EL certified driver (0Hz / DC operation) for central battery operation included |
|---------------------------------|---------------------------------------------------------------------------------|

### Certificates & Standards

|           |                      |
|-----------|----------------------|
| Standards | CE / CB / UKCA / EAC |
|-----------|----------------------|







### Additional product data

|                |                               |
|----------------|-------------------------------|
| Product remark | Available from September 2024 |
| Added function | EVERLOOP                      |

### EQUIPMENT / ACCESSORIES

- EVERLOOP luminaire: upgrades and replacements available
- Decorative silver frame separately available

### DOWNLOAD DATA

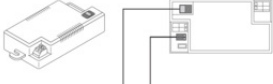
| Documents and certificates                                                         |                                        | Document name                              |
|------------------------------------------------------------------------------------|----------------------------------------|--------------------------------------------|
|  | User instruction / safety instructions | DR DS-SENS- SF FL                          |
|  | Legal information                      | DR DS-SENS- SF FL                          |
|  | Legal information                      | Informationstext 18 Abs 4 ElektroG         |
|  | Declarations of conformity             | DR DS-SENS-P                               |
|  | Declarations of conformity UKCA        | DR DS-SENS-P                               |
| Tender texts                                                                       |                                        | Document name                              |
|  | Tender documents                       | SURFACE FLAT DRIVER 27220-240V650 SF FL-EN |

### LOGISTICAL DATA

| Product code  | Packaging unit (Pieces/Unit) | Dimensions (length x width x height) | Gross weight | Volume               |
|---------------|------------------------------|--------------------------------------|--------------|----------------------|
| 4099854292873 | Folding box<br>1             | 28 mm x 124 mm x 56 mm               | 99.00 g      | 0.19 dm <sup>3</sup> |
| 4099854292880 | Shipping box<br>10           | 146 mm x 131 mm x 124 mm             | 1190.00 g    | 2.37 dm <sup>3</sup> |

The mentioned product code describes the smallest quantity unit which can be ordered. One shipping unit can contain one or more single products. When placing an order, for the quantity please enter single or multiples of a shipping unit.

ADDITIONAL CATALOG INFORMATION



| SF PLAT 220 LED | ORDER                               | CCT   | W  | h    | h <sub>tot</sub> | W <sub>tot</sub> | W <sub>tot</sub> DC | W <sub>tot</sub> AC | W <sub>tot</sub> AC |
|-----------------|-------------------------------------|-------|----|------|------------------|------------------|---------------------|---------------------|---------------------|
| SF PLAT 220     | DR DS SENS-P- 27/220-240V/650 SF FL | 4000K | 18 | 2200 | 140              | -                | -                   | -                   | -                   |
| SF PLAT 220     | DR DS SENS-P- 27/220-240V/650 SF FL | 3000K | 18 | 2200 | 140              | -                | -                   | -                   | -                   |
| SF PLAT 220     | DR DS SENS-P- 27/220-240V/650 SF FL | 4000K | 27 | 2200 | 140              | -                | -                   | -                   | -                   |
| SF PLAT 220     | DR DS SENS-P- 27/220-240V/650 SF FL | 3000K | 27 | 2200 | 140              | -                | -                   | -                   | -                   |
| SF PLAT 220     | DR DS SENS-P- 27/220-240V/650 SF FL | 4000K | 27 | 2200 | 140              | -                | -                   | -                   | -                   |
| SF PLAT 220     | DR DS SENS-P- 27/220-240V/650 SF FL | 3000K | 27 | 2200 | 140              | -                | -                   | -                   | -                   |
| SF PLAT 220     | DR DS SENS-P- 27/220-240V/650 SF FL | 4000K | 27 | 2200 | 140              | -                | -                   | -                   | -                   |
| SF PLAT 220     | DR DS SENS-P- 27/220-240V/650 SF FL | 3000K | 27 | 2200 | 140              | -                | -                   | -                   | -                   |

References / Links

– For Guarantee see [www.ledvance.com/guarantee](http://www.ledvance.com/guarantee)

DISCLAIMER

Subject to change without notice. Errors and omission excepted. Always make sure to use the most recent release.