

PRODUCT DATASHEET

Decor Concrete Bim Pendant E27 Dark Gray

Decor Concrete | Decorative luminaires made of concrete with E27 sockets



Areas of application

- Indoor applications
- Corridors, entrance areas, stairwells, living rooms, basements

Product benefits

- High-quality look and feel
- High flexibility in the choice of the light source thanks to E27 base
- Sustainable solution thanks to exchangeable light sources
- Easy mounting
- Real wood used by some types

Product features

- Housing material: metal and concrete
- Textile cable



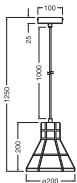
TECHNICAL DATA

Electrical data

| | |
|------------------|---------------|
| Nominal voltage | 220...240 V |
| Mains frequency | 50...60 Hz |
| Protection class | II |
| Operating mode | Mains voltage |

Dimensions & Weight

| | |
|----------------|------------|
| Diameter | 200.00 mm |
| Height | 1250.00 mm |
| Product weight | 1480.00 g |



DECOR CONCRETE BIM
PENDANT E27 DG

Materials & Colors

| | |
|--|----------------|
| Product color | Dark gray |
| Housing color | Dark gray |
| Body material | Concrete Steel |
| Glow Wire Test according to IEC 60695-2-12 | 650 °C |

Application & Mounting

| | |
|------------------------------|-------------------------|
| Ambient temperature range | -20...+40 °C |
| Temperature range at storage | -20...+80 °C |
| Type of connection | Terminal, 2-Pole (L, N) |
| Type of protection | IP20 |
| Dimmable | No |
| Mounting type | Suspended |
| Mounting location | Ceiling |

| | |
|--------------------------|--------|
| Application environment | Indoor |
| With light source | No |
| Replaceable light source | No |
| Holder designation | E27 |

Certificates & Standards

| | |
|--|-----------|
| Standards | CE / UKCA |
| Luminaire with limited surface temperature, "D sign" | No |





Additional product data

| | |
|-----------------------|---------------------------------------|
| Product remark | Maximum bulb wattage: 25 W (LED 15 W) |
| Number of illuminants | 1 |

Safety advice

- All electrical connections must be made by a qualified person.
- Caution, risk of electric shock.
- To reduce the risk of strangulation the flexible wiring connected to this luminaire shall be effectively fixed to the wall if the wiring is within arm's reach.

DOWNLOAD DATA

| Documents and certificates | | Document name |
|--|--|--|
|  | User instruction / safety instructions | DECOR CONCRETE PENDANT E27 DG |
|  | Legal information | Legal insert luminaires without light source |
|  | Declarations of conformity | DECOR LUM |
|  | Declarations of conformity UKCA | DECOR LUM |

LOGISTICAL DATA

| Product code | Packaging unit (Pieces/Unit) | Dimensions (length x width x height) | Gross weight | Volume |
|---------------|------------------------------|--------------------------------------|--------------|-----------------------|
| 4058075838307 | Folding box 1 | 262 mm x 262 mm x 263 mm | 1788.00 g | 18.05 dm ³ |
| 4058075838314 | Shipping box 4 | 545 mm x 275 mm x 545 mm | 8241.00 g | 81.68 dm ³ |

The mentioned product code describes the smallest quantity unit which can be ordered. One shipping unit can contain one or more single products. When placing an order, for the quantity please enter single or multiples of a shipping unit.

DISCLAIMER

Subject to change without notice. Errors and omission excepted. Always make sure to use the most recent release.