

PRODUCT DATASHEET

Endura Classic GU10 IP65 Isidor Wall Sensor Dark Gray

Endura Classic IP65 GU10 | Wall luminaires with dark grey aluminum housing, IP65 protection, glass diffuser and GU10 socket



Areas of application

- Building facades
- Entrance lighting
- Patios, balconies
- Pathway lighting
- Driveways

Product benefits

- High flexibility in the choice of the light source thanks to GU10 socket
- Easy and quick installation

Product features

- Options with PIR motion detector and daylight sensor available
- Indirect illumination
- Die-cast aluminum housing
- Glass or PMMA diffuser
- Anthracite housing color

TECHNICAL DATA

Electrical data

Nominal voltage	220...240 V
Mains frequency	50...60 Hz
Protection class	I
Operating mode	Mains voltage

Dimensions & Weight

Length	60.00 mm
Width	88.00 mm
Height	170.00 mm
Product weight	490.00 g



ENDURAClassic ISIDOR W S
GU10IP65

Materials & Colors

Product color	Dark gray
Housing color	Dark gray
Body material	Aluminum
Cover material	Glass
Glow Wire Test according to IEC 60695-2-12	650 °C

Application & Mounting

Ambient temperature range	-20...+40 °C
Type of connection	Terminal, 3-Pole (L, N, PE)
Type of protection	IP65
Protection class IK (shock resistance)	IK05
Dimmable	No
Mounting type	Surface
Mounting location	Wall
Application environment	Outdoor
With light source	No
Replaceable light source	No

Holder designation	GU10
--------------------	------

Sensor

Type of sensor	PIR / Motion / Light
Sensor technology	Passive infrared (PIR)
Sensor detection angle	100 °
Detection range of motion sensor	5...8 m
Detection threshold of daylight sensor	> 20 lx

Certificates & Standards

Standards	CE / UKCA
Luminaire with limited surface temperature, "D sign"	No





Additional product data

Product remark	Maximum bulb wattage: 35W (7W LED)
Number of illuminants	1

Safety advice

- All electrical connections must be made by a qualified person.
- Caution, risk of electric shock.
- Product in protection class I. All electrically conductive, metallic housing parts that can absorb voltage during operation or during maintenance in the event of a fault must be continuously connected to the protective earthing conductor.

DOWNLOAD DATA

Documents and certificates		Document name
	User instruction / safety instructions	Endura Itys
	Legal information	Legal insert I-Outdoor
	Declarations of conformity	Endura Classic IP65
	Declarations of conformity UKCA	Endura Classic IP65

LOGISTICAL DATA

Product code	Packaging unit (Pieces/Unit)	Dimensions (length x width x height)	Gross weight	Volume
4099854183027	Folding box 1	72 mm x 97 mm x 182 mm	535.00 g	1.27 dm ³
4099854183034	Shipping box 4	220 mm x 170 mm x 215 mm	2347.00 g	8.04 dm ³

The mentioned product code describes the smallest quantity unit which can be ordered. One shipping unit can contain one or more single products. When placing an order, for the quantity please enter single or multiples of a shipping unit.

DISCLAIMER

Subject to change without notice. Errors and omission excepted. Always make sure to use the most recent release.