

PRODUCT DATASHEET

LED PIN 28 320° P 2.2W 827 Clear GY6.35

LED PIN 12V P | Low-voltage 12 V LED lamps with retrofit pin base



PERFORMANCE
CLASS

Areas of application

- Decorative applications
- Atmospheric accent lighting throughout the home
- Shops, hotels and restaurants
- Outdoor use in suitable outdoor luminaires only

Product benefits

- Variable use at Direct Current and Alternating Current
- Good all-around light emission
- Ideal for decorative and free-burning applications
- Long lifetime of up to 15,000 h
- Four year guarantee
- Lower energy consumption than incandescent or halogen lamps

Product features

- Compatible with many common conventional and electronic control gears (see also compatibility list)
- LED alternative to low voltage halogen lamps
- Base: G4, GY6.35



TECHNICAL DATA**Electrical data**

Nominal wattage	2.2 W
Construction wattage	2.20 W
Nominal voltage	12 V
Operating mode	12V AC/DC ¹⁾
Claimed equiv. conventional lamp power	28 W
Nominal current	280 mA
Type of current	AC/DC
Inrush current	1.86 A
Max. lamp number on MCB B10 A	28
Max. lamp number on MCB B16 A	45
Total harmonic distortion	85.6 %
Power factor λ	> 0.50

¹⁾ Check ECG compatibility at [ledvance.com/compatibility](https://www.ledvance.com/compatibility)

Photometrical data

Luminous flux	300 lm
Nominal useful luminous flux 90°	300 lm
Luminous efficacy	136 lm/W
Lumen main.fact.at end of nom.life time	0.93
Light color (designation)	Warm White
Color temperature	2700 K
Color rendering index Ra	80
Light color	827
Standard deviation of color matching	≤6 sdcn
Flickering metric (Pst LM)	1.0
Stroboscope effect metric (SVM)	0.4



EPREL data spectral diagram PROF
LEDr 2700K

Light technical data

Beam angle	320 °
Warm-up time (60 %)	< 0.50 s
Starting time	< 0.5 s

Dimensions & Weight



Overall length	36.00 mm
Diameter	14.00 mm
Maximum diameter	14 mm
Product weight	5.00 g

Temperatures & operating conditions

Ambient temperature range	-20...+40 °C
Maximum temperature at tc test point	80.5 °C

Lifespan

Lifespan L70/B50 at 25 °C	15000 h
Number of switching cycles	100000
Lumen maintenance at end of service lifetime	0.93

Additional product data

Base (standard designation)	GY6.35
Mercury content	0.0 mg

Mercury-free	Yes
Design / version	Clear
Product remark	All technical parameters apply to the entire lamp / Due to the complex production process for light-emitting diodes, the typical values shown for the technical LED parameters are purely statistical values that do not necessarily match the actual technical parameters of each individual product, which can vary from the typical value

Capabilities

Dimmable	No
----------	----

Certificates & Standards

Energy efficiency class	E ¹⁾
Energy consumption	3.00 kWh/1000h
Type of protection	IP20
Standards	CE / UKCA / EAC
Photobiological safety group acc. to EN62778	RG1

¹⁾ Energy efficiency class (EEC) on a scale of A (highest efficiency) to G (lowest efficiency)

Country-specific categorizations

Order reference	LED PIN28 2.2W
-----------------	----------------

LOGISTICAL DATA

Temperature range at storage	-20...+80 °C
------------------------------	--------------

Energy labelling regulation data acc EU 2019/2015




Lighting technology used	LED
Non-directional or directional	NDLS
Mains or non-mains	NMLS
Light source cap-type (or other electric interface)	GY6.35
Connected light source (CLS)	No
Color-tuneable light source	No
Envelope	No
High luminance light source	No
Anti-glare shield	No
Correlated colour temperature type	SINGLE_VALUE
Standby power	0 W
Claim of equivalent power	Yes

Length	36.00 mm
Height	14.00 mm
Width	14.00 mm
Chromaticity coordinate x	0.4578
Chromaticity coordinate y	0.4101
R9 Colour rendering index	1
Beam angle correspondence	SPHERE_360
Survival factor	0.9
Displacement factor	>0.5
LED light source replaces a fluorescent light source	No
EPREL ID	1856553,2365072
Model number	AC58961,AC58961,AC84144

Safety advice

- Do not touch the lamp if broken.
- Must not be used if outer bulb is defective.
- To ensure full light efficiency and product lifetime, it is recommended to detach any glass or cover of the luminaire.

DOWNLOAD DATA

Documents and certificates		Document name
	Declarations of conformity	LED PIN G4 GY6.35
	Declarations of conformity UKCA	LED PIN G4 GY6.35
Photometric and lighting design files		Document name
	Spectral power distribution	EPREL data spectral diagram PROF LEDr 2700K

LOGISTICAL DATA

Product code	Packaging unit (Pieces/Unit)	Dimensions (length x width x height)	Gross weight	Volume
4099854248665	Folding box 1	28 mm x 28 mm x 67 mm	10.00 g	0.05 dm³
4099854248672	Shipping box 20	150 mm x 122 mm x 77 mm	236.00 g	1.41 dm³

Product code	Packaging unit (Pieces/Unit)	Dimensions (length x width x height)	Gross weight	Volume
4099854248689	Shipping box 120	256 mm x 160 mm x 248 mm	1551.00 g	10.16 dm ³

The mentioned product code describes the smallest quantity unit which can be ordered. One shipping unit can contain one or more single products. When placing an order, for the quantity please enter single or multiples of a shipping unit.

References / Links

- For dimming conformity see www.ledvance.com/dim
- For Guarantee see www.ledvance.com/guarantee

DISCLAIMER

Subject to change without notice. Errors and omission excepted. Always make sure to use the most recent release.