

## PRODUCT DATASHEET

### LED TUBE T8 58 EM ULTRA OUTPUT 1500 mm 29W 830

LED TUBE T8 EM ULTRA OUTPUT | LED tubes with extra high light output for electromagnetic control gear (CCG)



#### Areas of application

- General illumination within ambient temperatures from -20...+45 °C
- Corridors, stairways, parking garages
- Domestic applications

#### Product benefits

- High luminous flux for sophisticated lighting tasks
- High color homogeneity
- Energy savings of up to 50 % compared to conventional T8 fluorescent lamps
- Instant flickerfree starting

#### Product features

- LED replacement for classic T8 fluorescent lamps with G13 socket for use in CCG luminaires
- T8 LED tube made of glass with G13 base
- Low flicker according to EU 2019-2020 (SVM  $\leq 0.4$  / PstLM  $\leq 1$ )
- Mercury-free and RoHS compliant
- Type of protection: IP20



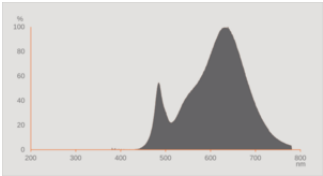
## TECHNICAL DATA

## Electrical data

Nominal wattage	29 W
Construction wattage	29.00 W
Nominal voltage	220...240 V
Operating mode	Conventional control gear (CCG), AC Mains
Nominal current	134 mA
Type of current	AC
Inrush current	19.2 A
Suitable for DC input	Yes
Input voltage DC	186...260 V
Operating frequency	50/60 Hz
Mains frequency	50/60 Hz
Max. lamp number on MCB B10 A	36
Max. lamp number on MCB B10 A - CCG without compensation	31
Max. lamp number on MCB B10 A - CCG with compensation	16
Max. lamp number on MCB B16 A	46
Max. lamp number on MCB B16 A - CCG without compensation	39
Max. lamp number on MCB B16 A - CCG with compensation	20
Total harmonic distortion	< 30 %
Power factor $\lambda$	0.90

## Photometrical data

Luminous flux	3150 lm
Luminous efficacy	108 lm/W
Lumen main.fact.at end of nom.life time	0.70
Light color (designation)	Warm White
Color temperature	3000 K
Color rendering index Ra	80
Light color	830
Standard deviation of color matching	$\leq 6$ sdc <sub>m</sub>
Rated LLMF at 6,000 h	0.80
Flickering metric (Pst LM)	1
Stroboscope effect metric (SVM)	0.4



EPREL data spectral diagram PROF  
LEDr 3000K

Light technical data

Beam angle	190 °
Warm-up time (60 %)	< 0.50 s
Starting time	< 0.5 s

Dimensions & Weight



Overall length	1514.00 mm
Length with base excl. base pins/connection	1500.00 mm
Diameter	26.80 mm
Product weight	241.00 g

Temperatures & operating conditions

Ambient temperature range	-20...+45 °C <sup>1)</sup>
Maximum temperature at tc test point	70 °C

1) Temperature surrounding the lamp - for enclosed luminaires: temperature inside of the luminaire

Lifespan

Lifespan L70/B50 at 25 °C	30000 h
Number of switching cycles	200000
Lumen maintenance at end of service lifetime	0.70
Rated lamp survival factor at 6,000 h	≥ 0.90

Additional product data

Base (standard designation)	G13
Mercury content	0.0 mg
Mercury-free	Yes

### Capabilities

Dimmable	No
----------	----

### Certificates & Standards

Energy efficiency class	F <sup>1)</sup>
Energy consumption	29.00 kWh/1000h
Type of protection	IP20
Standards	CE / EAC / UKCA
Photobiological safety group acc. to EN62778	RG0

<sup>1)</sup> Energy efficiency class (EEC) on a scale of A (highest efficiency) to G (lowest efficiency)

### Country-specific categorizations

Order reference	LEDTUBE T8 58 E
-----------------	-----------------

### LOGISTICAL DATA

Temperature range at storage	-20...+80 °C
------------------------------	--------------

### Energy labelling regulation data acc EU 2019/2015

Lighting technology used	LED
Non-directional or directional	NDLS
Mains or non-mains	MLS
Light source cap-type (or other electric interface)	G13
Connected light source (CLS)	No
Color-tuneable light source	No
Envelope	No
High luminance light source	No
Anti-glare shield	No
Correlated colour temperature type	SINGLE_VALUE
Standby power	<0.5 W
Claim of equivalent power	No
Length	1514.00 mm
Height	26.80 mm
Width	26.80 mm

Chromaticity coordinate x	0.44
Chromaticity coordinate y	0.403
R9 Colour rendering index	1
Beam angle correspondence	SPHERE_360
Survival factor	0.9
Displacement factor	0.9
LED light source replaces a fluorescent light source	No
EPREL ID	1333996,1529798
Model number	AC45403,AC51415,AC51415







## EQUIPMENT / ACCESSORIES






- Suitable for operation on magnetic control gear

## Safety advice

- Operation in outdoor applications in suitable damp-proof luminaires possible according to data sheet and installation instruction.
- The Tc Point is located underneath the product label on the front side of the lamp.
- Not suitable for emergency lighting.
- All electrical connections must be made by a qualified person.
- Disconnect mains before installation.

## DOWNLOAD DATA

Documents and certificates		Document name
	User instruction / safety instructions	LEDTUBE T8 EM UO OSRAM
	Legal information	Informationstext 18 Abs 4 ElektroG
	Declarations of conformity	LEDTUBE T8 EM
	Declarations of conformity	LED TUBE T8 EM
	Declarations of conformity UKCA	LED TUBE T8 EM
	Declarations of conformity UKCA	LEDTUBE T8 EM

Photometric and lighting design files		Document name
	IES file (IES)	LEDTUBE T8 58 EM UO 1500 29W 830 OSRAM
	LDT file (Eulumdat)	LEDTUBE T8 58 EM UO 1500 29W 830 OSRAM
	UGR file (UGR table)	LEDTUBE T8 58 EM UO 1500 29W 830 OSRAM
	Light distribution curve type polar	LEDTUBE T8 58 EM UO 1500 29W 830 OSRAM
	Spectral power distribution	EPREL data spectral diagram PROF LEDr 3000K

## LOGISTICAL DATA

Product code	Packaging unit (Pieces/Unit)	Dimensions (length x width x height)	Gross weight	Volume
4099854038426	Sleeve 1	27 mm x 27 mm x 1,610 mm	343.00 g	1.17 dm <sup>3</sup>
4099854038433	Shipping box 8	1,655 mm x 143 mm x 100 mm	3441.00 g	23.67 dm <sup>3</sup>

The mentioned product code describes the smallest quantity unit which can be ordered. One shipping unit can contain one or more single products. When placing an order, for the quantity please enter single or multiples of a shipping unit.

## References / Links

– For current information see [www.ledvance.com/osram-led-tube](http://www.ledvance.com/osram-led-tube)

## Legal advice

– When used to replace a T8 fluorescent lamp the total energy efficiency and light distribution depends on the design of the lighting system.

## DISCLAIMER

Subject to change without notice. Errors and omission excepted. Always make sure to use the most recent release.