

PRODUCT DATASHEET

LED TUBE T8 EM V 1200 mm 15W 830

LED TUBE T8 EM V | Economic LED tubes for electromagnetic control gear (CCG) and AC mains



Areas of application

- General illumination within ambient temperatures from -20...+45 °C
- Corridors, stairways, parking garages
- Industry
- Warehouses
- Cooling and storage rooms
- Domestic applications
- Supermarkets and department stores

Product benefits

- No bending thanks to glass tube
- Energy savings of up to 69 % (compared to T8 fluorescent lamp)
- Quick, simple and safe replacement without rewiring
- Instant-on light, therefore ideally suitable in combination with sensor technology
- Very high resistance to switching loads
- Also suitable for operation at low temperatures

Product features

- LED replacement for classic T8 fluorescent lamps with G13 socket for use in CCG luminaires or on AC mains
- Low flicker according to EU 2019-2020 ($SVM \leq 0.4$ / $PstLM \leq 1$)
- Single and tandem operation on conventional control gear (≤ 0.9 m versions)
- Tube made of glass
- Mercury-free and RoHS compliant
- Uniform illumination
- Type of protection: IP20



TECHNICAL DATA**Electrical data**

Nominal wattage	15 W
Construction wattage	15.00 W
Nominal voltage	220...240 V
Operating mode	CCG, AC Mains
Nominal current	76 mA
Type of current	AC
Inrush current	8.4 A
Suitable for DC input	Yes
Input voltage DC	186...260 V
Operating frequency	50/60 Hz
Mains frequency	50/60 Hz
Max. lamp number on MCB B10 A	74
Max. lamp number on MCB B10 A - CCG without compensation	71
Max. lamp number on MCB B10 A - CCG with compensation	28
Max. lamp number on MCB B16 A	92
Max. lamp number on MCB B16 A - CCG without compensation	89
Max. lamp number on MCB B16 A - CCG with compensation	36
Total harmonic distortion	< 52 %
Power factor λ	0.90

Photometrical data

Luminous flux	1620 lm
Luminous efficacy	108 lm/W
Lumen main.fact.at end of nom.life time	0.70
Light color (designation)	Warm White
Color temperature	3000 K
Color rendering index Ra	80
Light color	830
Standard deviation of color matching	≤6 sdc _m
Rated LLMF at 6,000 h	0.80
Flickering metric (Pst LM)	1
Stroboscope effect metric (SVM)	0.4



EPREL data spectral diagram PROF
LEDr 3000K

Light technical data

Beam angle	190 °
Warm-up time (60 %)	< 0.50 s
Starting time	< 0.5 s

Dimensions & Weight



Overall length	1213.00 mm
Length with base excl. base pins/connection	1200.00 mm
Diameter	26.80 mm
Tube diameter	25.8 mm
Maximum diameter	28 mm
Product weight	175.00 g

Temperatures & operating conditions

Ambient temperature range	-20...+45 °C ¹⁾
Maximum temperature at tc test point	70 °C

1) Temperature surrounding the lamp - for enclosed luminaires: temperature inside of the luminaire

Lifespan

Lifespan L70/B50 at 25 °C	30000 h
Number of switching cycles	200000
Lumen maintenance at end of service lifetime	0.70
Rated lamp survival factor at 6,000 h	≥ 0.90

Additional product data

Base (standard designation)	G13
Mercury content	0.0 mg
Mercury-free	Yes

Capabilities

Dimmable	No
----------	----

Certificates & Standards

Energy efficiency class	F 1)
Energy consumption	15.00 kWh/1000h
Type of protection	IP20
Standards	CE / EAC / UKCA
Photobiological safety group acc. to EN62778	RG0

1) Energy efficiency class (EEC) on a scale of A (highest efficiency) to G (lowest efficiency)

Country-specific categorizations

Order reference	LEDTUBE T8 EM V
-----------------	-----------------

LOGISTICAL DATA

Temperature range at storage	-20...+80 °C
------------------------------	--------------

Energy labelling regulation data acc EU 2019/2015

Lighting technology used	LED
Non-directional or directional	NDLS
Mains or non-mains	MLS
Light source cap-type (or other electric interface)	G13
Connected light source (CLS)	No
Color-tuneable light source	No
Envelope	No
High luminance light source	No
Anti-glare shield	No
Correlated colour temperature type	SINGLE_VALUE
Standby power	<0.5 W
Claim of equivalent power	No
Length	1213.00 mm
Height	26.80 mm

Width	26.80 mm
Chromaticity coordinate x	0.44
Chromaticity coordinate y	0.403
R9 Colour rendering index	1
Beam angle correspondence	SPHERE_360
Survival factor	0.9
Displacement factor	0.9
LED light source replaces a fluorescent light source	No
EPREL ID	1333987,1529812
Model number	AC45394,AC51406,AC45394

EQUIPMENT / ACCESSORIES







- Suitable for operation with low-loss and conventional control gears

Safety advice

- Not suitable for operation with electronic control gear.
- Operation in outdoor applications in suitable damp-proof luminaires possible according to data sheet and installation instruction.
- Not suitable for emergency lighting.
- Disconnect mains before installation.

DOWNLOAD DATA

Documents and certificates		Document name
	User instruction / safety instructions	LED TUBE T8 EM V
	Legal information	Informationstext 18 Abs 4 ElektroG
	Declarations of conformity	LEDTUBE T8 EM
	Declarations of conformity	LED TUBE T8 EM
	Declarations of conformity UKCA	LED TUBE T8 EM
	Declarations of conformity UKCA	LEDTUBE T8 EM

Photometric and lighting design files		Document name
	IES file (IES)	LEDTUBE T8 EM V 1200 15W 830 LEDV
	LDT file (Eulumdat)	LEDTUBE T8 EM V 1200 15W 830 LEDV
	UGR file (UGR table)	LEDTUBE T8 EM V 1200 15W 830 LEDV
	Light distribution curve type polar	LEDTUBE T8 EM V 1200 15W 830 LEDV
	Spectral power distribution	EPREL data spectral diagram PROF LEDr 3000K
Tender texts		Document name
	Tender documents	LED TUBE T8 EM V 1200 mm 15W 830-EN

LOGISTICAL DATA

Product code	Packaging unit (Pieces/Unit)	Dimensions (length x width x height)	Gross weight	Volume
4099854038143	Sleeve 1	1,255 mm x 29 mm x 29 mm	215.00 g	1.06 dm ³
4099854038150	Shipping box 10	1,290 mm x 170 mm x 95 mm	2766.00 g	20.83 dm ³

The mentioned product code describes the smallest quantity unit which can be ordered. One shipping unit can contain one or more single products. When placing an order, for the quantity please enter single or multiples of a shipping unit.

References / Links

– For current information see www.ledvance.com/ledtube

Legal advice

– When used to replace a T8 fluorescent lamp the total energy efficiency and light distribution depends on the design of the lighting system.

DISCLAIMER

Subject to change without notice. Errors and omission excepted. Always make sure to use the most recent release.