

# PRODUCT DATASHEET

## DR EXTERNAL DALI-P -2X15-26W 220-240

LED DRIVER LED TUBE EXTERNAL DALI P | Constant current LED DRIVER EXTERNAL for LED TUBE EXTERNAL T5/T8



PERFOR-  
MANCE  
CLASS

### Areas of application

- Suitable for luminaires of protection class I
- General illumination within ambient temperatures from -20...+50 °C
- Linear lighting for office, education, storage areas and retail
- Industrial lighting (e.g. manufacturing plants, logistic centers, warehouses)
- Shops, supermarkets

### Product benefits

- Multiwatt LED driver for LED TUBE EXTERNAL T5 and T8
- DALI 2.0 interface for dimming and sensor operations
- Suitable for emergency lighting
- Push DIM application for easy control
- 5 years guarantee

### Product features

- Flexibility due to adjustable output currents via dip switch
- Quality dimming of 1...100 %
- Safety extra-low voltage (SELV) driver
- Lifetime 100,000 h (for T<sub>c</sub> = 65 °C)
- ENEC-certified safety
- High resistance to switching loads



## TECHNICAL DATA

### Electrical data

Nominal wattage	54.00 W
Nominal output power	52 W <sup>1)</sup>
Nominal voltage	220...240 V
Nominal output voltage	25...45 V <sup>2)</sup>
Input voltage range	220...240 V
Input voltage AC	198...264 V <sup>3)</sup>
Input voltage DC	220...240 V
U-OUT (working voltage)	60 V
Type of current	DC
Nominal current	0.3 A
Nominal output current	0.35...0.60 A <sup>4)</sup>
Inrush current	60 A <sup>5)</sup>
Output current tolerance	10 %
Output ripple current (100 Hz)	≤ 5 %
Mains frequency	0/50/60 Hz
Total harmonic distortion	< 20 % <sup>6)</sup>
Power factor $\lambda$	0.95 <sup>7)</sup>
ECG efficiency	86 % <sup>8)</sup>
Device power loss	10 W <sup>9)</sup>
Max. ECG no. on circuit breaker 10 A (B)	15
Max. ECG no. on circuit breaker 16 A (B)	25
Max. ECG no. on circuit breaker 25 A (B)	39
Surge capability (L/N-Ground)	2 kV
Surge capability (L-N)	1 kV
Galvanic isolation	SELV
Operating frequency	0/50/60 Hz
Power loss in stand-by mode	< 0.5 W

1) Partial load 17.5...54 W

2) Within rated power

3) Permitted voltage range

4) ±5%

5)  $t_{\text{width}} = 200 \mu\text{s}$  (measured at 50 %  $I_{\text{peak}}$ )

- 6) At full load, 220...240 V, 50 Hz
- 7) Full load at 230 V
- 8) At full load and 230 V
- 9) At maximum LED load of 55 W

Dimensions & Weight



Length	360.00 mm
Mounting hole spacing, length	350 mm
Width	31.00 mm
Height	21.00 mm
Cable cross-section, input side	0.5...1.5 mm <sup>2</sup>
Cable cross-section, output side	0.5...0.75 mm <sup>2</sup>
Prewired	No
Wire preparation length, input side	8...9 mm
Wire preparation length, output side	8...9 mm
Product weight	295.00 g

Colors & materials

Product color	White
Casing material	Metal / CGCC
Body material	Metal

Temperatures & operating conditions

Ambient temperature range	-20...+50 °C <sup>1)</sup>
Maximum temperature at tc test point	90 °C
Max.housing temperature in case of fault	110 °C
Temperature range in operation	-20...+50 °C
Permitted rel. humidity during operation	10...85 % <sup>2)</sup>

1) Temperature surrounding the lamp - for enclosed luminaires: temperature inside of the luminaire  
2) Maximum 42 days/year at 93 %

Lifespan

ECG lifetime	100000 h <sup>1)</sup>
--------------	------------------------

<sup>1)</sup> At T<sub>C</sub> = 65°C / 10% failure rate

### Additional product data

Encapsulated	Yes
--------------	-----

### Capabilities

Dimmable	Yes
Dimming interface	DALI-2 / Push DIM
Dimming range	1...100 %
Overheating protection	Yes
Overload protection	Yes
Short-circuit protection	Yes
Max. cable length to lamp/LED module	2,0 m
Suitable for fixtures with prot. class	I / II
Suitable for emergency lighting	Yes
Type of connection, output side	Push terminal

### Certificates & Standards

Approval marks – approval	CE / CB / ENEC / UKCA / EL
Standards	Acc. to EN 61347-1 / Acc. to ENEC 61347-2-13 / Acc. to EN 62384 / Acc. to EN 55015 / Acc. to EN 61000-3-2 / Acc. to EN 61547
Protection class	I
Type of protection	IP20






### LOGISTICAL DATA

Temperature range at storage	-20...+80 °C
------------------------------	--------------

### Safety advice

- Operation in outdoor applications in suitable damp-proof luminaires possible according to data sheet and installation instruction.
- All electrical connections must be made by a qualified person.
- Caution, risk of electric shock.
- Disconnect mains before installation.
- Do not open enclosure-housing.

### DOWNLOAD DATA

Documents and certificates		Document name
	User instruction / safety instructions	LED DRIVER EXT DALI
	Legal information	Informationstext 18 Abs 4 ElektroG
	Declarations of conformity	LED DRIVER LED TUBE EXTERNAL DALI P
	Declarations of conformity UKCA	LED DRIVER LED TUBE EXTERNAL DALI P
Tender texts		Document name
	Tender documents	LED DRIVER LED TUBE EXTERNAL DALI P 2X15 26W 220 240-EN

## LOGISTICAL DATA

Product code	Packaging unit (Pieces/Unit)	Dimensions (length x width x height)	Gross weight	Volume
4058075730656	Folding box 1	372 mm x 39 mm x 29 mm	322.00 g	0.42 dm <sup>3</sup>
4058075730663	Shipping box 25	396 mm x 217 mm x 170 mm	9110.00 g	14.61 dm <sup>3</sup>

The mentioned product code describes the smallest quantity unit which can be ordered. One shipping unit can contain one or more single products. When placing an order, for the quantity please enter single or multiples of a shipping unit.

## References / Links

– For current information see [www.ledvance.com/ledtube](http://www.ledvance.com/ledtube)

## DISCLAIMER

Subject to change without notice. Errors and omission excepted. Always make sure to use the most recent release.