

PRODUCT DATASHEET

LED Worklight Battery Tube 67cm 4000K

WORKLIGHTS BATTERY | Mobile battery powered worklight



Areas of application

- Renovation
- Garages
- Basement
- Workshops

Product benefits

- Energy savings of up to 80% compared to halogen lamp worklights
- Independent of power supply due to battery technology

Product features

- Worklight with swiveling head
- Battery discharge time: up to 4 h
- Battery rechargeable via USB cable



TECHNICAL DATA

Electrical data

| | |
|---|------------|
| Nominal wattage | 10 W |
| Nominal voltage | 5 V |
| Mains frequency | 50...60 Hz |
| Nominal current | 129.000 mA |
| Inrush current | 60 A |
| Max. number of luminaires per miniature circuit breaker C10 | 3 |
| Power factor λ | > 0.4 |
| Protection class | III |
| Operating mode | Battery |

Photometrical data

| | |
|--|------------|
| Luminous flux | 800 lm |
| Total luminous flux of contained light sources | 1250 lm |
| Luminous efficacy | 87 lm/W |
| Color temperature | 4000 K |
| Light color (designation) | Cool White |
| Color rendering index Ra | ≥80 |
| Standard deviation of color matching | < 6 sdcm |
| Flickering metric (Pst LM) | ≤1 % |
| Stroboscope effect metric (SVM) | ≤0.4 |
| Photobiological safety group acc. to EN62778 | RG1 |
| Photobiological safety group acc. to EN62471 | RG1 |
| Beam angle | 120 ° |

Dimensions & Weight

| | |
|----------------|-----------|
| Length | 666.00 mm |
| Width | 72.00 mm |
| Height | 46.00 mm |
| Product weight | 550.00 g |

LED WORKLIGHT BATT TUBE
67CM 20W840

Materials & Colors

| | |
|-----------------|--------------------|
| Product color | Orange |
| Housing color | Orange |
| Body material | Plastic |
| Cover material | Polycarbonate (PC) |
| Mercury content | 0.0 mg |

Application & Mounting

| | |
|--|--------------|
| Ambient temperature range | -10...+40 °C |
| Temperature range at storage | -20...+50 °C |
| Type of protection | IP20 |
| Protection class IK (shock resistance) | IK04 |
| Dimmable | No |
| Mounting type | Standing |
| Mounting location | Floor |
| Application environment | Indoor |
| With light source | Yes |
| Replaceable light source | No |

Lifespan

| | |
|----------------------------|-----------------------|
| Lifespan L70/B50 at 25 °C | 25000 h ¹⁾ |
| Number of switching cycles | 15000 |

¹⁾ t[h]: L70 / B50 @ 25 °C (Ta), t[h]: L80 / B10 @ 25 °C (Ta), t[h]: L90 / B10 @ 25 °C (Ta)

BATTERY

| | |
|------------------------------|-------------|
| Type of Battery | Lithium ion |
| Battery size [GMS] | 18650 |
| Number of included batteries | 2 |
| Nominal voltage of battery | 3.7 V |
| Nominal capacity of battery | 2200 mAh |
| Battery charging time | 3 h |

Emergency lighting

| | |
|--|--------|
| Luminous flux in maintained operation mode | - |
| Luminous flux in emergency operation mode | 800 lm |

Certificates & Standards

| | |
|--|-----------------|
| Standards | CE / UKCA |
| Luminaire with limited surface temperature, "D sign" | No |
| Replaceable light source (EPREL) | Not replaceable |




EQUIPMENT / ACCESSORIES

- USB charging cable

Safety advice

- To reduce the risk of strangulation the flexible wiring connected to this luminaire shall be effectively fixed to the wall if the wiring is within arm's reach.
- If the battery compartment (if applicable) does not close securely, stop using the product and keep it away from children. If you think batteries might have been swallowed or placed inside any part of the body, seek immediate medical attention.
- Please avoid: Maximal ambient temperature: +35 °C. Replacement of a battery with an incorrect type that can defeat safeguard (for example, in the case of some lithium battery types). Altitude during operation: 2000 m. Disposal of a battery into fire or a hot oven, or mechanically crushing or cutting of a battery, that can result in an explosion.
- Product in protection class I. All electrically conductive, metallic housing parts that can absorb voltage during operation or during maintenance in the event of a fault must be continuously connected to the protective earthing conductor.

DOWNLOAD DATA

| Documents and certificates | | Document name |
|--|--|------------------------------|
|  | User instruction / safety instructions | LED WORKLIGHT BATT TUBE 67CM |
|  | Declarations of conformity | LED WORKLIGHT BATT TUBE 67CM |
|  | Declarations of conformity UKCA | LED WORKLIGHT BATT TUBE |

LOGISTICAL DATA

| Product code | Packaging unit (Pieces/Unit) | Dimensions (length x width x height) | Gross weight | Volume |
|---------------|------------------------------|--------------------------------------|--------------|-----------|
| 4058075576551 | Folding box 1 | 56 mm x 81 mm x 768 mm | 820.00 g | 3.48 dm³ |
| 4058075576568 | Shipping box 4 | 792 mm x 182 mm x 138 mm | 3762.00 g | 19.89 dm³ |

The mentioned product code describes the smallest quantity unit which can be ordered. One shipping unit can contain one or more single products. When placing an order, for the quantity please enter single or multiples of a shipping unit.

DISCLAIMER

Subject to change without notice. Errors and omission excepted. Always make sure to use the most recent release.