

PRODUCT DATASHEET

DP EM 1500 46W 830 IP65 GY

DAMP PROOF EMERGENCY | Damp-proof luminaires, classic shape with integrated emergency lighting function



Areas of application

- Emergency illumination of escape routes
- Antipanic lighting
- Buildings requiring up to 3 h emergency light operation
- Industrial and storage facilities
- Car parks and underpasses
- Garages
- Workshops, assembly lines

PERFOR-
MANCE
CLASS

Product benefits

- Seamless integration of luminaires with emergency lighting function into general lighting
- Easy wiring thanks to included prewired driver and battery for Emergency lighting function
- Simple testing of luminaires with emergency lighting function thanks to integrated automatic test function
- Convenient visualization of results of automatic test with an included control LED
- Operation of integrated emergency lighting function with long life LiFePO4 battery with 3h battery discharge time
- Uniform light distribution in normal operation
- Energy savings of up to 60 % (compared to luminaires that use fluorescent lamps)
- Easy installation, no tools required for connection
- 3 years guarantee

Product features

- Luminaire suited for normal lighting and emergency lighting
- Certified according to European norms (EN 60598-1:2015; EN 60598-2-22:2014)
- Self-contained luminaires
- Emergency lighting function: battery discharge time of 3 h



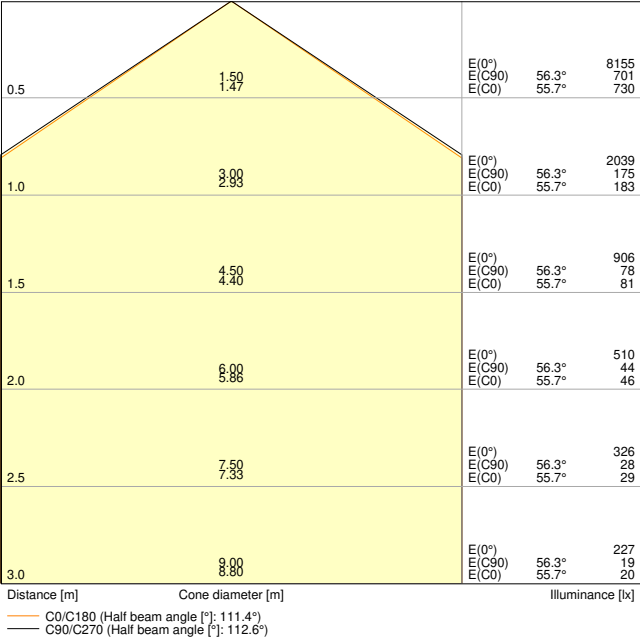
- Function test of emergency lighting: automatic (AT)
- Battery technology: LiFePO4
- High luminous efficacy: up to 139 lm/W
- Type of protection: IP65
- Beam angle: 110°

TECHNICAL DATA**Electrical data**

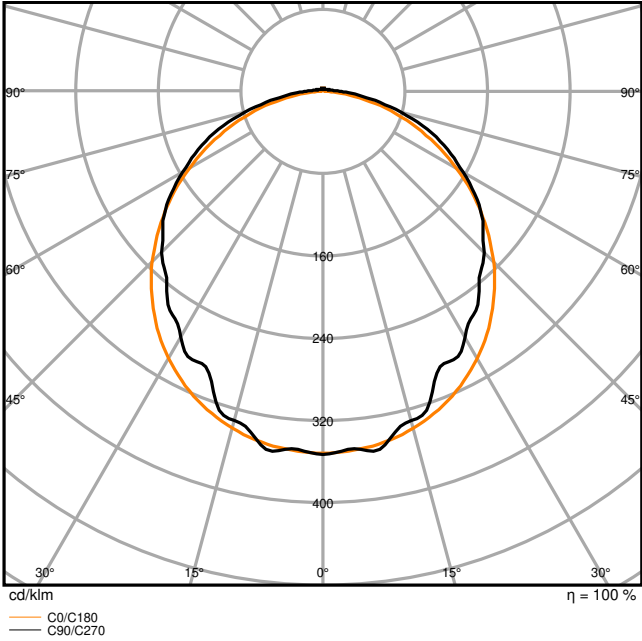
Nominal wattage	46.00 W
Nominal voltage	220...240 V
Mains frequency	50...60 Hz
Nominal current	222 mA
Inrush current	12.7 A
Inrush current time T_{h50}	220 μ s
Max. number of luminaires per miniature circuit breaker B16	26
Max. number of luminaires per miniature circuit breaker C10	23
Max. number of luminaires per miniature circuit breaker C16	37
Power factor λ	> 0.90
Total harmonic distortion	< 20 %
Protection class	I
Operating mode	Integrated LED driver

Photometrical data

Luminous flux	5750 lm
Luminous efficacy	125 lm/W
Color temperature	3000 K
Light color (designation)	Warm White
Color rendering index Ra	> 80
Standard deviation of color matching	4 sdcm
Low flicker	Yes
Flickering metric (Pst LM)	≤ 1
Stroboscope effect metric (SVM)	≤ 0.4
Photobiological safety group acc. to EN62778	RG0
Beam angle	110 °



DP EM 1500 46W 830 IP65 GY



DP EM 1500 46W 830 IP65 GY

Dimensions & Weight

Length	1500.00 mm
Width	82.00 mm
Height	68.00 mm
Product weight	1750.00 g



Materials & Colors

Product color	Gray
Housing color	Gray
Body material	Polycarbonate (PC)
Cover material	Polycarbonate (PC)

Light emitting surface material	Polycarbonate (PC)
Glow Wire Test according to IEC 60695-2-12	850 °C
Mercury content	0.0 mg

Application & Mounting

Ambient temperature range	5...+35 °C
Temperature range at storage	5...+35 °C
Type of connection	Screwless terminal, 5-Pole
Type of protection	IP65
Protection class IK (shock resistance)	IK08
Dimmable	No
Mounting type	Suspended/Surface
Mounting location	Ceiling / Wall
Application environment	Indoor
With light source	Yes
Replaceable light source	No

Lifespan

Lifespan L70/B50 at 25 °C	70000 h ¹⁾
Lifespan L80/B10 at 25 °C	50000 h ¹⁾
Lifespan L80/B50 at 25 °C	50000 h
Lifespan L90/B10 at 25 °C	34000 h
Number of switching cycles	100000

¹⁾ t[h]: L70 / B50 @ 25 °C (Ta), t[h]: L80 / B10 @ 25 °C (Ta), t[h]: L90 / B10 @ 25 °C (Ta)

Control gear

Output current	360 mA
----------------	--------

BATTERY

Type of Battery	LiFePO4
Battery size [GMS]	Others
Nominal voltage of battery	3.2 V
Nominal capacity of battery	4500 mAh
Battery charging time	< 24 h

Emergency lighting

Type of Emergency Lighting (EL)	EL unit (battery and controller) for decentral operation included
---------------------------------	---

Area of emergency application	Anti-panic lighting / Escape route lighting
Type of emergency light operation	Maintained / Non-maintained
Type of emergency operation test	Automatic
Wattage in maintained operation mode	46.0 W
Wattage in emergency operation mode	3,0 W
Luminous flux in maintained operation mode	5750 lm
Luminous flux in emergency operation mode	500 lm
Battery life in emergency operation mode	3 h
Integrated test switch	No

Certificates & Standards

Standards	CE / CB / EAC / RoHS
Luminaire with limited surface temperature, "D sign"	Yes
Ball shot safe	No
Replaceable light source (EPREL)	Not replaceable






Additional product data













Product remark	When used in very cold applications as in cold storage, a special membrane might be required to ensure lifetime
----------------	---

EQUIPMENT / ACCESSORIES

- Stainless steel clamps with safety screws included
- Mounting accessories included (suspension kit, theft protection kit)

DOWNLOAD DATA

Documents and certificates		Document name
	User instruction / safety instructions	UI DampProof IP65 Emergency Gen2
	Legal information	Legal Insert DAMP PROOF IP65 EMERGENCY GEN2
	Legal information	DP EM
	Legal information	Informationstext 18 Abs 4 ElektroG
	Declarations of conformity	DP EM IP65

Documents and certificates		Document name
	Declarations of conformity UKCA	DP EM IP65 GY
	Declarations of conformity UKCA	DP EM IP65
Photometric and lighting design files		Document name
	IES file (IES)	DP EM 1500 46W 830 IP65 GY
	LDT file (Eulumdat)	DP EM 1500 46W 830 IP65 GY
	ULD file (DIALux)	DP EM 1500 46W 830 IP65
	ROLF file (RELUX)	DP EM 1500 46W 830
	UGR file (UGR table)	DP EM 1500 46W 830 IP65 GY
	Light distribution curve type cone	DP EM 1500 46W 830 IP65 GY
	Light distribution curve type polar	DP EM 1500 46W 830 IP65 GY
CAD/BIM files		Document name
	BIM Revit 3D	Damp Proof G2
	CAD STEP 3D	DP-Gen2 1500
Tender texts		Document name
	Tender documents	DAMP PROOF EMERGENCY 1500 46W 830 IP65 GY-EN

LOGISTICAL DATA

Product code	Packaging unit (Pieces/Unit)	Dimensions (length x width x height)	Gross weight	Volume
4058075541467	Folding box 1	1,512 mm x 87 mm x 74 mm	2135.00 g	9.73 dm ³
4058075541474	Shipping box 6	1,532 mm x 191 mm x 245 mm	11945.00 g	71.69 dm ³

The mentioned product code describes the smallest quantity unit which can be ordered. One shipping unit can contain one or more single products. When placing an order, for the quantity please enter single or multiples of a shipping unit.

References / Links

– For Guarantee see www.ledvance.com/guarantee

DISCLAIMER

Subject to change without notice. Errors and omission excepted. Always make sure to use the most recent release.