

TRANSFORMER COMPATIBILITY MR16

BASIC INFORMATION:

1. WHAT IS THE PRODUCT CODE AND WHERE DO I FIND IT?

The product code describes the lamp type. It contains 7 letters and digits and is starting with "A". Below an example for the product code of the stamp of the lamp:



220-240V **AC01770** 2700K
13 W 50/60 Hz 27 mA
Made in Germany XXX-XXXX

Series Circuit

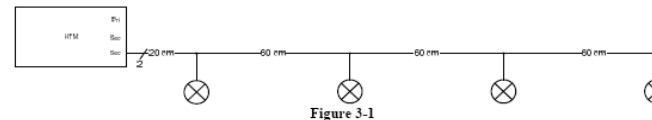


Figure 3-1

Parallel Circuit

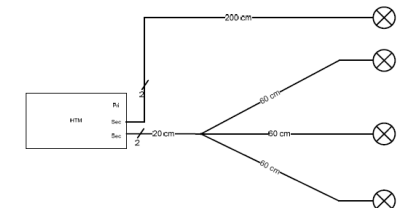


Figure 3-3

2. HOW MANY LAMPS CAN I INSTALL ON ONE TRANSFORMER?

For max. number of lamps on a transformer, please use the following rule of thumb:
(Please note: Actual number may vary from calculated result)

$$\text{Max. number of lamps} = \frac{\text{Max. load of Transformer}}{\text{Equivalent Wattage (HAL/GLS)}}$$

3. HOW CAN I READ THE FOLLOWING CHARTS?

Legend:
Information about the compatibility of the lamps. Green means good compatibility, yellow means limited compatibility and red means undesired compatibility.

List of transformers tested in laboratory conditions.

Legend					PARATHOM PRO AR111 50*	PARATHOM PRO AR111 75*	PARATHOM PRO AR111 100*	PARATHOM PRO AR111 GLOWdim	PARATHOM DIM MR11 20	PARATHOM MR11 20 non-dim
Good compatibility with indicated number of lamps										
Limited compatibility with indicated number of lamps										
Undesired compatibility										
Not tested										
EAN/Basic Code					405807544889 / AC24548	405807544889 / AC24553	405807544889 / AC24558	405807544896 / AC24547	4058075263025 / AC07359	405807505157 / AC08768
EAN/Basic Code					405807544883 / AC24549	405807544892 / AC24554	405807544893 / AC24555	405807544894 / AC24550		405807505156 / AC08769
EAN/Basic Code					405807544846 / AC24552	405807544841 / AC24556	405807544845 / AC24551			
EAN/Basic Code					405807544867 / AC24551					
Transformers					Number of Lamps on ET	Number of Lamps on ET	Number of Lamps on ET	Number of Lamps on ET	Number of Lamps on ET	Number of Lamps on ET
Brand	Model	Type	Voltage	Wattage						
OSRAM	HTM 70/220-240	HT	220-240, 50-60Hz	20-70W	1-4	1-2	1-2	1-4	1-4	1-4
OSRAM	HTM 105/230-240	HT	230-240, 50-60Hz	35-105W	1-4	1-3	1-2	1-4	1-4	1-4
OSRAM	ET-Parrot 70/220-240 I	ET	220-240, 50-60Hz	20-70W	1-4	1-3	1-2	1-4	1-4	1-4
OSRAM	ET-Parrot 105/220-240 I	ET	220-240, 50-60Hz	35-105W	1-4	1-3	1-2	1-4	1-4	1-4
OSRAM	ET-4.60/220-240	ET	220-240, 50-60Hz	20-60W	1-4	1-3	1-2	1-4	1-4	1-4
OSRAM	ET-4.30/220-240	ET	220-240, 50-60Hz	2-30W	1-4	1-3	1-2	1-4	1-4	1-4
OSRAM	HTB 70/220-240	HT	220-240, 50-60Hz	20-70W	1-4	1-3	1-2	1-4	1-4	1-4
OSRAM	HTM15/230-240 I	ET	220-240, 50-60Hz	20-75W	1-4	1-3	1-2	1-4	1-4	1-4
OSRAM	HTM 150/230-240	HT	230-240, 50-60Hz	50-150W	2-4	1-2	1-2	2-4	2-4	2-4
OSRAM	HTL105/230-240	HT	230-240, 50-60Hz	35-105W	3-4	1-2	1-2	3-4	3-4	3-4
OSRAM	ET-4.60/240	ET	240, 50-60Hz	50W	1-4	1	1-2	1-4	1-4	1-4
OSRAM	ET-4.60/220-240	ET	220-240, 50-60Hz	20-50W	1-4	1-3	1-2	1-4	1-4	1-4
OSRAM	HTB 105/220-240	HT	220-240, 50-60Hz	35-105W	1-4	1-3	1-2	1-4	1-4	1-4
OSRAM	ET-Parrot 150/220-240 I	ET	220-240, 50-60Hz	50-150W	1-4	1-3	1-2	1-4	1-4	1-4
OSRAM	ET-4.60/220-240	ET	220-240, 50-60Hz	20-60W	1-4	1-3	1-2	1-4	1-4	1-4
OSRAM	HTL 225/230-240	HT	220-240, 50-60Hz	50-225W	3-4	1-2	1-2	3-4	3-4	3-4
OSRAM	OT 15/220-240/12 P	OT	220-240, 50-60Hz	15W	1-2	3	1-2	1-2	1-4	1-3
OSRAM	OT 30/220-240/12 P	OT	220-240, 50-60Hz	30W	1-2	1	1-2	1-2	1-4	1-4
OSRAM	OT 30/220-240/24 P	OT	220-240, 50-60Hz	30W	1-2	1	1-2	1-2	1-4	1-4

Information about the lamp type.

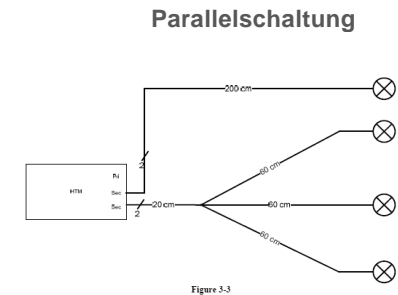
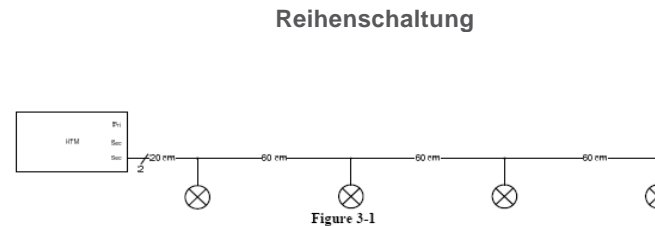
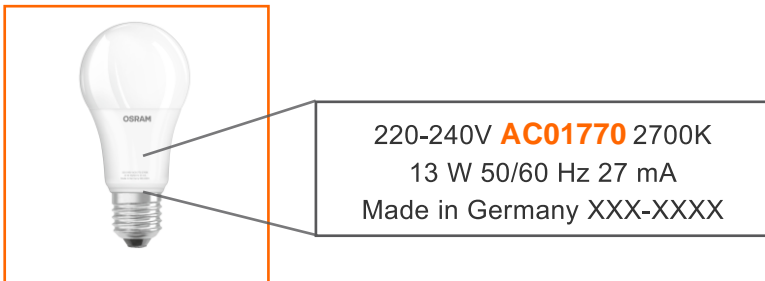
Assessment of the results into categories. Includes the number of lamps.

TRANSFORMATOR KOMPATIBILITÄT MR16

BASISINFORMATIONEN:

1. WAS IST DER PRODUKTCODE UND WO FINDE ICH IHN?

Der Produktcode beschreibt den Lampentyp. Er besteht aus sieben Buchstaben und Ziffern und beginnt mit einem "A". Nachfolgend ein Beispiel eines Produktcodes auf dem Aufdruck der Lampe.



2. WIE VIELE LAMPEN KANN ICH AN EINEN TRANSFORMATOR ANSCHLIEßEN?

Die max. Anzahl an Lampen, die Sie an einen Transformator anschließen können, ergibt sich aus der folgenden Faustregel:
(Bitte beachten Sie: die tatsächliche Anzahl kann vom berechneten Ergebnis abweichen)

$$\text{Max. Anzahl von Lampen} = \frac{\text{Max. Last des Transformators}}{\text{Äquivalente Wattage (HAL/GLS)}}$$

3. WIE LESE ICH DIE FOLGENDEN TABELLEN?

Legende: Angaben zur Kompatibilität der Lampen. Grün bedeutet eine gute Eigenschaft mit der angegebenen Lampenanzahl, gelb eingeschränkte Eigenschaften und rot bedeutet eine teilweise kritische Kompatibilität.










Liste der getesteten Transformatoren

Legend					PARATHOM PRO AR111 50°	PARATHOM PRO AR111 75°	PARATHOM PRO AR111 100°	PARATHOM PRO AR111 GLOWdim	PARATHOM DIM MR16 20	PARATHOM MR16 20 non-dim
Good compatibility with indicated number of lamps										
Limited compatibility with indicated number of lamps										
Undesired compatibility										
Not tested										
Transformators										
Brand	Model	Type	Voltage	Wattage	Number of Lamps on ET	Number of Lamps on ET	Number of Lamps on ET	Number of Lamps on ET	Number of Lamps on ET	Number of Lamps on ET
OSRAM	HTM 70/230-240	HT	230-240, 50-60Hz	20-70W	1-4	1-2	1-2	1-4	1-4	1-4
OSRAM	HTM 105/230-240	HT	230-240, 50-60Hz	35-105W	1-4	1-3	1-2	1-4	1-4	1-4
OSRAM	ET-Parrot 70/220-240 I	ET	220-240, 50-60Hz	20-70W	1-4	1-3	1-2	1-4	1-4	1-4
OSRAM	ET-Parrot 105/220-240 I	ET	220-240, 50-60Hz	35-105W	1-4	1-3	1-2	1-4	1-4	1-4
OSRAM	ET-L 60/220-240	ET	220-240, 50-60Hz	20-60W	1-4	1-3	1-2	1-4	1-4	1-4
OSRAM	ET-L 30/220-240	ET	220-240, 50-60Hz	2-30W	1-4	1-3	1-2	1-4	1-4	1-4
OSRAM	HTB 70/220-240	HT	220-240, 50-60Hz	20-70W	1-4	1-3	1-2	1-4	1-4	1-4
OSRAM	HTM75/230-240 I	ET	230-240, 50-60Hz	20-75W	1-4	1-3	1-2	1-4	1-4	1-4
OSRAM	HTM 150/230-240	HT	230-240, 50-60Hz	50-150W	2-4	1-2	1-2	2-4	2-4	2-4
OSRAM	HTL105/230-240	HT	230-240, 50-60Hz	35-105W	3-4	1-3	1-2	3-4	1-4	1-4
OSRAM	IR-ASO/240	ET	240, 50-60Hz	50W	1-4	1	1-2	1-4	1-4	1-4
OSRAM	IR-MAX/105/220-240	ET	220-240, 50-60Hz	20-50W	1-4	1-3	1-2	1-4	1-4	1-4
OSRAM	HTB 105/220-240	HT	220-240, 50-60Hz	35-105W	1-4	1-3	1-2	1-4	1-4	1-4
OSRAM	ET-Parrot 150/220-240 I	ET	220-240, 50-60Hz	50-150W	1-4	1-3	1-2	1-4	2-4	1-4
OSRAM	ET-L 60/220-240	ET	220-240, 50-60Hz	20-60W	1-4	1-3	1-2	1-4	1-4	1-4
OSRAM	HTL 225/230-240	HT	220-240, 50-60Hz	50-225W	3-4	1-2	1-2	3-4	1-4	1-4
OSRAM	OT 15/220-240/12 P	OT	220-240, 50-60Hz	15W	1-2	3	1-2	1-2	1-4	1-4
OSRAM	OT 30/220-240/12 P	OT	220-240, 50-60Hz	30W	1-2	1-2	1-2	1-2	1-4	1-4
OSRAM	OT 30/220-240/24 P	OT	220-240, 50-60Hz	30W	1-2	1	1-2	1-2	1-4	1-4

Angaben zum Lampentyp

Bewertung der Testergebnisse im Ampelsystem. Beinhaltet die Lampenanzahl für die angegebene Ampel-Kategorie.

TRANSFORMER COMPATIBILITY MR16

Legend					PARATHOM PRO MR16 20 36°	PARATHOM PRO MR16 35 36°	PARATHOM PRO MR16 43 36°	PARATHOM DIM MR16 20 36°	PARATHOM DIM MR16 35 36°	PARATHOM DIM MR16 50 36°	PARATHOM MR 16 20 NON DIM	PARATHOM MR 16 35 NON DIM	PARATHOM MR 16 50 NON DIM
Good compatibility with indicated number of lamps													
Limited compatibility with indicated number of lamps					EAN / Basic Code	EAN / Basic Code	EAN / Basic Code	EAN / Basic Code	EAN / Basic Code	EAN / Basic Code	EAN / Basic Code	EAN / Basic Code	EAN / Basic Code
Undesired compatibility					4058075431652 / AC33715 4058075431638 / AC33716 4058075431614 / AC33717	4099854058776 / AC45724 4099854058837 / AC45725 4099854058929 / AC45726	4099854048111 / AC45643 4099854048159 / AC45644 4099854048234 / AC45645	4099854070563 / AC42767 4099854070594 / AC42768 4099854070617 / AC42769	4099854059698 / AC45743 4099854059711 / AC45744 4099854059735 / AC45745	4099854050473 / AC45660 4099854050497 / AC45661 4099854050510 / AC45662	4058075796577 / AC45719 4099854059773 / AC45720 4099854059797 / AC45721	4099854068058 / AC45632 4099854068072 / AC45633 4099854068096 / AC45634	4099854047817 / AC45629 4099854047992 / AC45630 4099854048036 / AC45631
Not tested													
Electric Transformers					Number of Lamps on ET	Number of Lamps on ET	Number of Lamps on ET	Number of Lamps on ET	Number of Lamps on ET	Number of Lamps on ET	Number of Lamps on ET	Number of Lamps on ET	Number of Lamps on ET
Brand	Model	Type	Voltage	Wattage									
OSRAM	HTM 70/230-240	ET	230-240, 50-60Hz	20-70W	1-6	1-4	1-4	1-4	1-4	1-4	1-4	1-4	1-4
OSRAM	HTM 105/230-240	ET	230-240, 50-60Hz	35-105W	1-6	1-4	1-4	1-4	1-4	1-4	1-4	1-4	1-4
OSRAM	ET-Parrot 70/220-240 I	ET APAC	220-240, 50-60Hz	20-70W		1-4	1-4	1-4	1-4	1-4	1-4	1-4	1-4
OSRAM	ET-Parrot 105/220-240 I	ET	220-240, 50-60Hz	35-105W		1-4	1-4	1-4	1-4	1-4	1-4	1-4	1-4
OSRAM	ET-A 60/220-240	ET APAC	220-240, 50-60Hz	20-60W		1-4	1-4	1-4	1-4	1-4	1-4	1-3	1-4
OSRAM	ET-L 30/220-240	ET APAC	220-240, 50-60Hz	2-30W		1-4	1-4	1-4	1-4	1-4	no	1-2	1-4
OSRAM	HTB 70/220-240	ET	220-240, 50-60Hz	20-70W	1-6	1-4	1-4	1-4	1-4	1-4	1-4	1-4	1-4
OSRAM	HALOTRNIC HTN75/230-240 I	ET	230-240, 50-60Hz	20-75W	1-6	1-4	1-4	1-4	1-4	1-4	1-4	1-4	1-4
OSRAM	HTM 150/230-240	ET	230-240, 50-60Hz	50-150W	2-6	2-4	2-4	2-4	2-4	2-4	1-4	1	1-4
OSRAM	H TL105/230-240	ET	230-240, 50-60Hz	35-105W	3-6	no	3-4	2-4	no	3-4	1-4	1-4	1-4
OSRAM	IZ-A50/240	ET India	240, 50-60Hz	50W		2-4	1-4	1-4	2-4	1-4	1-4	1-4	1
OSRAM	IZ-HALD50/220-240	ET APAC	220-240, 50-60Hz	20-50W		1-4	1-4	1-4	1-4	1-4	1-4	1-4	1-4
OSRAM	HTB 105/220-240	ET	220-240, 50-60Hz	35-105W	1-6	1-4	1-4	1-4	1-4	1-4	1-4	1-4	1-4
OSRAM	ET-Parrot 150/220-240 I	ET	220-240, 50-60Hz	50-150W	no	2-4	1-4	2-4	2-4	1-4	1-4	1-4	1-4
OSRAM	ET-ZE 60/220-240	ET	220-240, 50-60Hz	20-60W	1-6	1-4	1-4	1-4	1-4	1-4	1-4	1-4	1-4
OSRAM	H TL225	ET	220-240, 50-60Hz	50-225W	3-6	3-4	3-4	2-4	3-4		1-4	1-4	1-4
OSRAM	OT 15/220-240/12 P	OT	220-240, 50-60Hz	15W	1-2	1-4		1-4	1-4		1-3	1-2	
OSRAM	OT 30/220-240/12 P	OT	220-240, 50-60Hz	30W	1-4	1-4	1-4	1-4	1-4	1-4	1-4	1-4	1-4
OSRAM	OT 60/220-240/12 P	OT	220-240, 50-60Hz	60W	1-6	1-4	1-4	1-4	1-4	1-4	1-4	1-4	1-4
SLV	461060	ET	230, 50-60Hz	10-60W	1-6	1-4	1-4	1-4	1-4	1-4	1-4	1-4	1-4
BLOCK	HES 70K	ET	230-240, 50-60Hz	20-70W	1-6	1-4	1-4	1-4	1-4	1-4	no	1-4	1-3
BLOCK	HES 105K	ET	230-240, 50-60Hz	35-105W	1-6	1-4	1-4	1-4	1-4	1-4	1-4	1-4	1-4
EVN	TAB 70 (3310)	ET	230, 50-60Hz	20-70W	2-6	1-4	1-4	1-4	1-4	1-4	1-4	no	1-4
EVN	MINJOKER 70(T27/10)	ET	230-240, 50-60Hz	10-60W	1-6	N/A	1-4	2-4	N/A	1-4	1	1-4	2
EVN	CLOU 60(T41/09)	ET	230-240, 50-60Hz	10-70W	3-6	1-4	1-4	2-4	1-4	1-4	1-4	1-4	4
Berker	Igel 20-105W 2921	ET	230-240, 50-60Hz	20-105W	2-6	3	1-4	2-4	3	2-4	1-4	1-4	4
Berker	SNT 70/QU 2918	ET	230, 50-60Hz	20-70W	3-6	N/A	no	1-4	N/A	no	no	1-4	no
Berker	SNTF II 35-105W 2927	ET	230, 50-60Hz	35-105W	4-6	N/A	2-4	4	N/A	2-4	1-4	1	1-4
TCI	SHARK60	EU	220-240, 50-60Hz	10-60W	2-6							1-4	
TCI	PUMA 105	EU	230-240, 50-60Hz	20-105W	2-6								
TCI	ROUND 70	EU	230, 50-60Hz	20-70W	2-6								
TCI	MW70 LED	ET	220-240, 50-60Hz	10-60W		1-3			1-3				1-4
Paulmann	Disc electronic S 70	ET	230, 50-60Hz	20-70W	3-6								
Paulmann	Profi 80	ET	220-240, 50Hz	20-80W	3-6								
Paulmann	Mipro 70	ET	230, 50-60Hz	20-70W	2-6	3-4		1-4	3-4		1-4	1-4	2-4
JUNG	SNT 70 F	ET	230, 50-60Hz	20-70W	2-6	2-4	1-4	1-4	2-4	1-4	1-4	1-4	1-4
JUNG	SNT 105 F	ET	230, 50-60Hz	20-105W	3-6	3-4	1-4	1-4	3-4	1-4	1-4	1-4	1-4
nobile	EN-80F	ET	230, 50-60Hz	20-80W	1 & 3-6	1-4	1-4	1-4	1-4	1-4	1-4	1-4	1-4
nobile	EN-60D2	ET	230, 50-60Hz	20-60W	2-6	1-4	1-4	1-4	1-4	1-4	1-4	1-4	1-4
FN LIGHT	TL105S 20-105W 461107	ET	230-240, 50-60Hz	20-105W	1-6	1	1-4	1-2	1	1-4	1-4	1-4	1-4
goodbay	SET110LV(35-110W)	ET	220-240, 50Hz	35-110W	2-6	1-4	1-4	1-4	1-4	1-4	1-4	1-4	1-4
PHILIPS	Primaline 70 230-240	ET	230-240, 50-60Hz	20-70W	2-6	1-4	1-4	1-4	1-4	1-4	1-4	1-4	1-4
abi	SET210(50-210VA) AL50476	ET	220-240V, 50Hz	50-210VA	1-6	1-4	1-4	1-4	1-4	1-4	1-4	1-4	1-4

Please Note:

- The compatibility list is based upon testing conducted by the manufacturer in a lab simulated environment, and the results can vary in certain field applications due to a number of factors. LEDVANCE does not take over any responsibility, warranty or liability that this results can also achieved by using the devices under other conditions, or when using successor models of the tested devices, or different models of the same manufacturer, or when using other LED lamp types.
- The absence of a dimmer from this chart does not necessarily imply incompatibility.
- Please reference the dimmer manufacturer's instructions for installation.
- The operation of non-dimmable LED lamps on dimming devices is not permitted.
- LED lamps contain several electronic components. Under unfavourable conditions these can lead to acoustic noise. In case of resonance even low noise can cause audible effect. Possible factors influencing this are the installation, the design of the lamp holder and the luminaire (acoustic resonance effect) as well as the dimmer or the transformer (harmonic or electronic resonance).
- Subject to change without notice.
- Errors and omission excepted.
- Always make sure to use the most recent release.

Bitte beachten:

- Die Kompatibilitätsliste basiert auf Tests, die der Hersteller in einer im Labor simulierten Umgebung durchgeführt hat. Die Ergebnisse können aufgrund verschiedener Faktoren in manchen Praxisanwendungen abweichen. LEDVANCE übernimmt keinerlei Verantwortung, Garantie oder Haftung dafür, dass diese Ergebnisse tatsächlich mit den Geräten unter anderen Bedingungen, mit Nachfolgemodellen der getesteten Geräte, mit anderen Modellen desselben Herstellers oder bei Verwendung anderer LED-Lampentypen erreicht werden.
- Das Fehlen eines Dimmers in der Abbildung bedeutet nicht, dass ein Dimmer nicht kompatibel ist.
- Lesen Sie stets die Installationsanweisungen des Dimmerherstellers.
- Der Betrieb von nicht dimmbaren LED-Lampen an Dimmgeräten ist nicht zulässig.
- LED-Lampen bestehen aus mehreren elektronischen Komponenten. Unter ungünstigen Bedingungen können diese Störgeräusche erzeugen. Im Resonanzfall können selbst geringe Geräusche einen hörbaren Effekt hervorrufen. Einflussfaktoren können die Installation, die Gestaltung des Lampenträgers, die Leuchte (akustischer Resonanzeffekt), der Dimmer oder der Trafo (Oberschwingungen oder elektronische Resonanz) sein.
- Änderungen vorbehalten.
- Irrtümer und Auslassungen vorbehalten.

LEDVANCE GmbH

Head Office:

Parkring 29-33
85748 Garching, Germany
Phone +49 89 780673-100
Fax +49 89 780673-XXX
www.ledvance.com