

LEDVANCEUS.COM



**LEDVANCE**

**LEDVANCE FLAT PANELS**  
**THE RIGHT LIGHTING**  
**FOR ANY PROJECT**







# TABLE OF CONTENTS

Now it's easier than ever to choose LEDVANCE.....	4
Quicker, easier selection .....	5
Flat Panel lighting solutions for every application: Versatility, Easy installation, and High performance light .....	6
Take a closer look, exploded view.....	8
<b>LEDVANCE PANELS</b>	
Value Class Backlit Dual Selectable Panel.....	10
Performance Class Backlit Dual Selectable & Low Wattage Panel.....	12
Performance Class Bluetooth® Mesh Enabled Connected Backlit Panel .....	14
Performance Class Backlit Dual Selectable Panel With Sensor.....	16
Value Class Panel with Snap in Sensor .....	18
Performance Class EZ SWAP™ Dual Selectable Flat Panel Retrofit Kit.....	20
Value Class Dual Selectable T-FIT™ .....	22
Value Class Flush Mount Panel .....	24
Value Class Backlit UNH Panel .....	26
LEDVANCE LINK™ Bluetooth® Technology.....	28
Resources .....	30



# NOW IT'S EASIER THAN EVER TO CHOOSE LEDVANCE

## LIGHTING IS WHAT WE DO BEST

LEDVANCE is a world leader in innovative lighting products, as well as intelligent and connected lighting solutions.

Active in more than 140 countries, we are proud of our long-standing reputation for providing total lighting system solutions. Our singular focus on lighting enables us to provide the best solutions to meet the needs of all of our customers.





# QUICKER, EASIER SELECTION

Every job has its choices. From simple lighting tasks to the most complex and demanding, the right product selection is an important part of customer satisfaction – and profitability.

Whatever the requirement, the LEDVANCE luminaire portfolio has you covered. And to help you quickly find the best lighting product for the job, we've grouped our luminaires into three classes: Superior Class, Performance Class and Value Class.

Consistent color coding and clear labeling in catalogs and packaging lets you instantly see which class a luminaire belongs to. So you can easily manage inventories, and coordinate product selection from project to project to meet your customers' needs and expectations.

## SUPERIOR CLASS

Sometimes only the best will do. In the LEDVANCE Superior Class, you'll find premium products that set standards in technology, quality and design coming in the near future. These impressive, top-of-the-line products are the right choice for your most demanding, prestigious projects, or those with unique lighting requirements. COMING SOON!

## PERFORMANCE CLASS

The LEDVANCE Performance Class offers proven, reliable solutions for most of your lighting tasks. Our core portfolio includes a wide range of high-quality, demand-oriented luminaires with excellent performance in terms of lifetime, efficiency, material and quality of light. Features such as easy installation and comprehensive guarantees add extra value.

## VALUE CLASS


For excellent performance at an attractive price, choose the LEDVANCE Value Class. The luminaires in this range are characterized by a standard lifetime, efficiency and quality of light – making them the right choice for everyday installation needs and projects where reliability and cost-effectiveness are top priorities.



# FLAT PANEL LIGHTING SOLUTIONS FOR EVERY APPLICATION

Whether you're dealing with new construction or retrofit applications, our extensive portfolio of Flat Panels offers a broad range of versatile lighting products for offices, schools, retail areas, hospitality and commercial spaces.





### **Versatility**

CCT and Lumen Selectable options reduce the number of SKUs while ensuring application flexibility.



### **Easy installation**

Bigger than average, contractor-friendly junction box design and quick connectors allow faster set-up and reduce labor costs.



### **High performance light**

High quality luminaires reduce energy usage, delivering uniform light distribution and no yellowing of the diffuser over time.

# TAKE A CLOSER LOOK





### SAFETY BRACKET

### INTEGRATED JUNCTION BOX

Bigger size and 6 knockouts provide more wiring flexibility

### SUPERIOR CONSTRUCTION

Robust steel back/heat sink

### SUPERIOR OPTICS

PMMA Lens + PS Frosted Diffuser: Delivers best performance, uniform light distribution and no yellowing over time

### ALUMINUM FRAME

Increases rigidity and maximizes light area

### SMD LEDs

High performing LED chips, best quality of light

# BACKLIT DUAL SELECTABLE PANEL

## VALUE CLASS

The LEDVANCE Backlit Panel is a no-hassle, economical solution for offices, schools, hospitality and retail areas. With high efficiency of 110 LPW and DLC 5.1 Standard listing, they are available in 1x4, 2x2 and 2x4 sizes.



Scan for detailed specifications and ordering information.



\*Please check with your LEDVANCE Rep for TAA stock





### CONTRACTOR BENEFITS

- Wattage/Lumen Selectable: Three CCTs and three lumen outputs in the same product give you maximum application versatility while ensuring easier inventory management
- Fast, easy installation with larger, contractor-friendly junction box
- LEDVANCE backlit technology ensures even lighting distribution without shadowing, and no yellowing over product lifetime

# BACKLIT DUAL SELECTABLE & LOW WATTAGE PANEL

## PERFORMANCE CLASS

With up to 125 LPW, the Performance Class Dual Selectable Backlit Panels are DLC Premium listed, which means maximized energy savings and rebate opportunities. Available in 1x4, 2x2 and 2x4, each one of the sizes offers the versatility of three color temperatures (3500K, 4000K and 5000K) and three lumen outputs (2500/3750/4500lm in 1x4 and 2x2, and 3750/5000/6250lm in 2x4) in the same product. The panels are also 120-347V, 0-10V dimmable and EMBB ready. The ideal solution for schools, offices, commercial buildings and retail space.



Scan for detailed specifications and ordering information.



\*Please check with your LEDVANCE Rep for TAA stock





### CONTRACTOR BENEFITS

- Dual Selectable for application versatility and easier inventory management: Only three SKUs deliver all the features of 27 products
- Bigger contractor friendly junction box and quick connectors for ease of installation
- DLC Premium listed to maximize rebate opportunities

# BLUETOOTH® MESH ENABLED CONNECTED BACKLIT PANEL

## PERFORMANCE CLASS

The LEDVANCE LINK™ Backlit Panel is a simple, reliable solution for customers seeking a convenient wireless lighting control system. It features four selectable CCTs and is very easy to install, with no need for additional wires or external controlling devices. The panel also offers an optional snap-in daylight harvesting and PIR Motion Sensor that detects motion and daylight to help reduce energy consumption. The luminaire can be easily dimmed, turned on and off, and added to groups, scenes and schedules via the LEDVANCE LINK™ smart phone app or wireless Bluetooth® switch.



Scan for detailed specifications and ordering information.







### CONTRACTOR BENEFITS

- Quick, easy installation, with no need for additional wires or external controlling devices
- Optional daylight harvesting sensor and PIR Motion Sensor can be easily snapped into the front of the luminaire, and offer additional features and energy consumption reduction
- CCT Selectable via LEDVANCE LINK™ Smart Phone App or Remote/Wall Switch – enables application flexibility while reducing the number of SKUs

# BACKLIT DUAL SELECTABLE PANEL WITH SENSOR


## PERFORMANCE CLASS

This Wattage and CCT Selectable Backlit Panel contains an integrated daylight and motion microwave sensor that can be easily adjusted via switch in the back of the luminaire or optional remote control. These versatile panels also offer a quick and easy selection from three light colors (3500K, 4000K and 5000K), as well as three lumen output options. With high efficiency of 125 LPW and DLC Premium listing, they are available in 1x4, 2x2 and 2x4 sizes.



Scan for detailed specifications and ordering information.





### CONTRACTOR BENEFITS

- Wattage/Lumen Selectable: Three CCTs and three lumen outputs in the same product give you maximum versatility
- Maximize rebate opportunities with the DLC Premium listing
- LEDVANCE backlit technology ensures even lighting distribution without shadowing, and no yellowing over product lifetime

# PANEL WITH SNAP IN SENSOR

## VALUE CLASS

Get your customers excited with our new Sensor Ready Panels, designed for effortless integration and enhanced energy efficiency. These innovative panels feature a simple snap-in design for a stand-alone PIR motion sensor with daylight harvesting, connecting seamlessly via a classic 3.5mm audio jack—eliminating the need for hardwiring. Optional remotes are available separately, allowing users to easily adjust sensor settings. With various rebate opportunities to maximize savings and a convenient 2/SKU 2/CS packaging configuration to reduce job site waste, these panels offer a smart, streamlined solution for any installation.

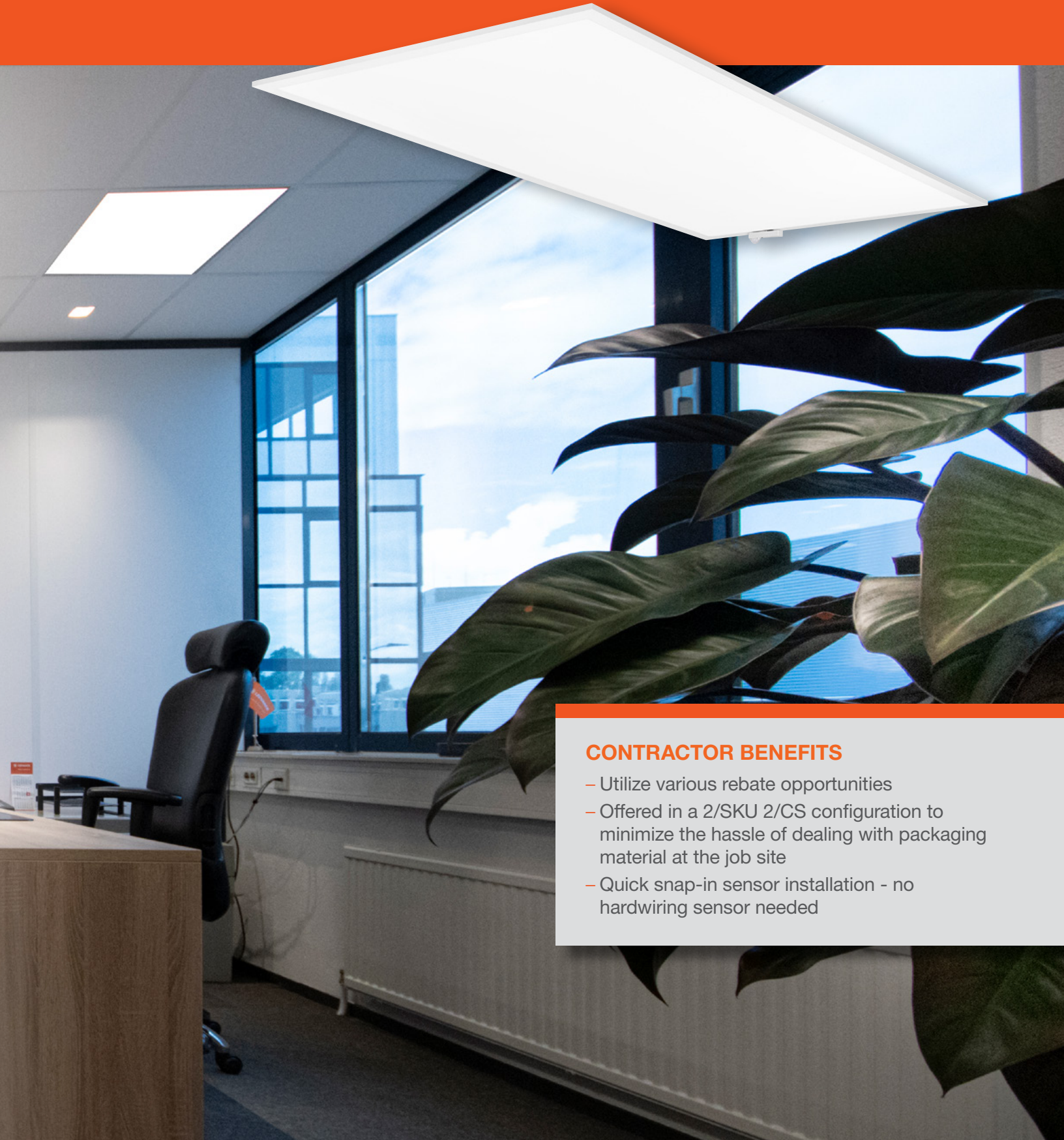


Scan for detailed specifications and ordering information.



\*Please check with your LEDVANCE Rep for TAA stock





### CONTRACTOR BENEFITS

- Utilize various rebate opportunities
- Offered in a 2/SKU 2/CS configuration to minimize the hassle of dealing with packaging material at the job site
- Quick snap-in sensor installation - no hardwiring sensor needed

# EZ SWAP™ DUAL SELECTABLE FLAT PANEL RETROFIT KIT

## PERFORMANCE CLASS

With a one piece design and torsion springs, this contractor friendly LEDVANCE EZ SWAP™ Flat Panel Retrofit Kit is designed to retrofit into existing fixtures capitalizing on the ease of replacement. This patent-pending family comes in three sizes, 1x4, 2x2, and 2x4, as well as EMBB options. EZ SWAP is ideal for retrofit projects illuminating offices, retail spaces, hallways, multipurpose rooms and hospitality areas.



Scan for detailed specifications and ordering information.



\*Please check with your LEDVANCE Rep for TAA stock





### CONTRACTOR BENEFITS

- Unique torsion spring design allows for more flexible installations
- CCT and wattage selectable switch facilitates inventory management
- EMBB options are also available

# DUAL SELECTABLE T-FIT™

## VALUE CLASS

This innovative product design responds to many logistical and aesthetic concerns with traditional panels. Easy to assemble and easy to install, this product fits in the existing T-grid ceiling. Offered in 120-347V with lumen and CCT selectability, this product drastically reduces shipping and handling expenses as well as recycling costs.



Scan for detailed specifications and ordering information.







### CONTRACTOR BENEFITS

- Dual Selectability for on-site customization
- Easy to assemble and easy to install
- Reduced recycling and shipping costs

# FLUSH MOUNT PANEL

## VALUE CLASS

Offering both wattage and CCT selectability, the versatile Flush Mount Panel is available in all standard sizes—1x4, 2x2, and 2x4. An integrated driver design allows for an ultra-thin, modern look without compromising lighting performance. The 0-10V dimmable panel offers ETL Sanitation certification, DLC Standard compliance, and can be installed in a junction box, making it an ideal choice for kitchens and other residential applications.



Scan for detailed specifications and ordering information.





### CONTRACTOR BENEFITS

- CCT Selectable for application versatility and easier inventory management
- Surface mounting hardware included in the box. Suspension mounting sold separately
- Sleek and modern design

# BACKLIT UNH PANEL

**AVAILABLE  
WHILE  
SUPPLIES  
LAST**

## VALUE CLASS

LEDVANCE Backlit UNH Panel is an economical solution for general purpose lighting in offices, schools, hospitality, healthcare and commercial areas. Available in 3500K, 4000K and 5000K and 1x4, 2x2 and 2x4 sizes, they have an efficiency of 110 LPW, are DLC Standard listed and have an UNH (120-347V) voltage range. The panels are offered in 35W/3850lm and 45W/5000lm.



Scan for detailed specifications and ordering information.





### CONTRACTOR BENEFITS

- Fast, easy installation with larger, contractor-friendly junction box
- LEDVANCE backlit technology ensures even lighting distribution without shadowing, and no yellowing over product lifetime
- DLC 5.1 Standard listed for rebate opportunities

# WANT TO ADD BLUETOOTH® TECHNOLOGY? IT'S EASY!

## LOW VOLTAGE PLUG&PLAY SENSOR



(NAED: 65785)

## BLUETOOTH® LOW ENERGY MESH LINE VOLTAGE CONTROLLER



(NAED: 62631)

## BLUETOOTH® LOW ENERGY MESH, LOW VOLTAGE, 5 BUTTON WIRELESS WALL CONTROLLER



(NAED: 62636)

### Low Voltage Plug&Play Sensor

- PIR Motion and Daylight Harvesting Sensor
- Indicator LED
- Plug&Play Sensor compatible with LEDVANCE LINK™ Bluetooth® Enabled Backlit Panel
  - Remove the sensor cover from the front of the Flat Panel
- Snap in the sensor

### Bluetooth® Low Energy Mesh Line Voltage Controller

- Easily transform any flat panel into a Bluetooth® Enabled connected luminaire
- 120-277VAC
- Maximum load: 3A, 360W
- Plenum rated
- Bluetooth® range: 100 ft. (line of sight)

### Bluetooth® Low Energy Mesh, Low Voltage, 5 Button Wireless Wall Controller

- Easily pair and control LEDVANCE LINK™ enabled luminaires including on/off, dimming, and up to three customizable scenes
- Versatile design: The wireless wall controller can be recessed (flush mounted), surface mounted, or used as a handheld remote
- Powered by CR2032 battery (included)
- Indicator LED



## CEILING-MOUNTED PIR MOTION AND DAYLIGHT HARVESTING SENSOR



## CEILING MOUNTING ADAPTOR



(NAED: 62633)

## 12Vdc POWER PACK WITH INTEGRATED RELAY, 120–277V INPUT



(NAED: 62632)

## Ceiling-Mounted PIR Motion and Daylight Harvesting Sensor

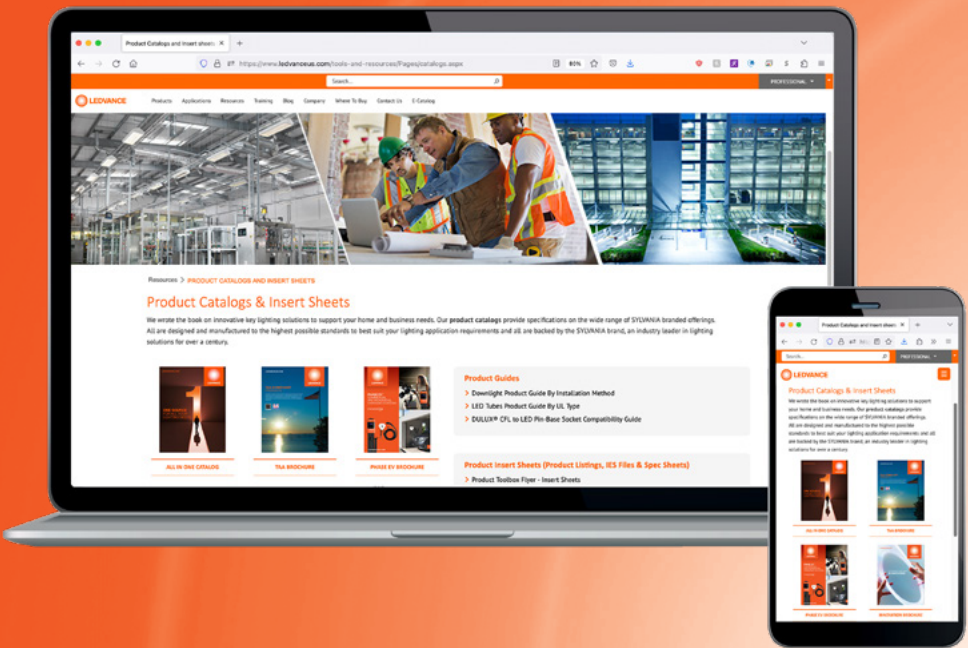
- Ceiling mounted design: Ideal for wide area coverage in offices, warehouses, classrooms, and open spaces
- Easily commission and adjust settings using the LEDVANCE LINK™ mobile app — no gateway required
- Bluetooth® mesh operation
- Mounting height: Up to 20 ft.
- Range: 100 ft. (line of sight)
- Damp rated
- Low profile, discreet design: Blends into ceiling surfaces for minimal visual impact
- Operated via 12V power pack




Scan or click to  
download the  
LEDVANCE LINK™  
Brochure



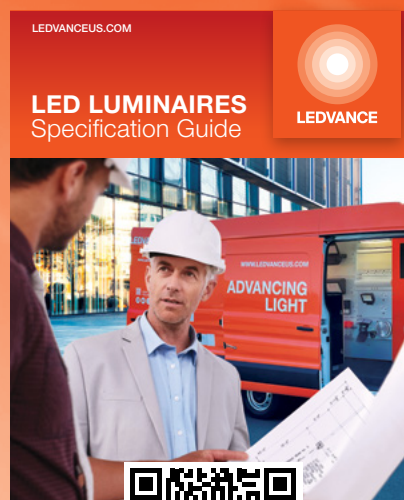
# EXPLORE ALL OF OUR LEDVANCE PRODUCTS ANYWHERE, ANYTIME.




**ONLINE**  
CATALOGS,  
BROCHURES,  
SPEC SHEETS,  
AND MORE







FIND US ON  
THE SOCIALS



FIND US ON  
THE WEB



With offices in more than 50 countries and business activities in more than 140 countries, LEDVANCE is one of the world's leading general lighting providers for professional users and end consumers. In North America, LEDVANCE LLC offers a wide range of SYLVANIA LED luminaires for various applications, intelligent lighting products for Smart Homes and Buildings, one of the largest LED lamps portfolios in the industry, and traditional light sources. Further information can be found at [www.ledvanceUS.com](http://www.ledvanceUS.com).



## LEDVANCE

LEDVANCE LLC  
181 Ballardvale Street, Suite 203  
Wilmington, MA 01887 USA  
Phone 1-800-LIGHTBULB (1-800-544-4828)  
[www.ledvanceUS.com](http://www.ledvanceUS.com)

LEDVANCE is a registered trademark. The Bluetooth® word mark and logos are registered trademarks owned by the Bluetooth SIG, Inc. and any use of such marks by LEDVANCE LLC is under license. All other trademarks are those of their respective owners. Specifications subject to change without notice.



SCAN TO FOLLOW US  
ON SOCIAL MEDIA