

# LEDVANCE LINK

## BLUETOOTH® MESH ENABLED CONNECTED BACKLIT PANEL

### Application

LEDVANCE Bluetooth® panel is a versatile and economical solution for general purpose lighting in offices, schools, hospitality, healthcare and commercial areas. The panels are designed to work with optional field installable plug & play PIR motion and daylight sensors.

The LEDVANCE LINK™ smart phone app or the wireless Bluetooth® switch offer wireless functions including dimming, ON/OFF, group creation, scene selection, setting schedules, and more.

### Benefits and Features

- Connected–Bluetooth® Mesh 4.2 gateway-free that offers a very good connection and a range of up to 50ft between the luminaires
- Easy to deploy–install, commission, and control
- Ready for plug & play PIR daylight and motion sensor for additional energy savings and scheduling features
- Convenient–control via smart phone app or mobile wireless wall/remote switch
- 3000, 3500, 4000, or 5000K selectable color temperature enabled via mobile app or wall switch
- Up to 125 LPW
- CRI >80
- Backlit technology offers even light distribution without shadowing
- DLC 5.1 Premium listing maximizes rebate opportunities
- Optional and easy to install field installable emergency battery back-up accessories are available
- Flexible Grouping and Zoning: Wirelessly group luminaires to act in sync with each other
- PIR Occupancy Sensor: Support setting delay time and dimming level through LEDVANCE LINK™ smart phone app
- Daylight Harvesting: Ambient daylight sensor allows for continuous dimming with the natural light
- Scene Control: Preset various scenes for individual or group of luminaires using the phone app
- QR Code for Admin/Guest Control: Using the LEDVANCE LINK™ app, Admin and Guest QR codes for each zone can be generated. Allows copying the settings to other phone by scanning this QR code



### PERFORMANCE CLASS



- Safe & Secure: UL1376 Gold Security Level 3 ensures cybersecurity capabilities. Gateway-free (no Internet or LAN network connection needed) and no passwords
- Allows setting time-based schedules and high-end trim through the LEDVANCE LINK™ smart phone app

### Electrical

- 120-277V<sub>AC</sub>
- Power Factor >0.9
- THD <20%

### Rated Life

- 50,000 hours (L<sub>70</sub>)

### Warranty

- 5-year
- NLB Trusted Warranty Program

### Ambient Operating Range

- -4°F to +113°F (-20°C to +45°C)



LEDLUM152R3 8-25



Catalog #	Type
Project	
Comments	
Prepared by	

### Certifications and Listings

- cULus
- RoHS
- FCC
- DLC 5.1 Premium
- UL1376

### Installation

Intended for recessed, surface or suspended mounting (see Accessories section for further information).

### Wattage Comparison

Panel Size	Traditional Source	Traditional System Wattage	LED System Wattage	Energy Savings
1x4	2-lamp 28T8	49	30	39%
	2-lamp 32T8	56	30	46%
2x2	3-lamp 17T8	48	30	38%
	2-lamp 31T8	56	30	46%
	2-lamp 28T8	49	30	39%
	2-lamp 32T8	56	30	46%
2x4	3-lamp 32T8	75	30	60%
	3-lamp 28T8	64	35	45%
	3-lamp 32T8	75	35	53%
	3-lamp 28T8	64	40	38%
	3-lamp 32T8	75	40	47%
	4-lamp 28T8	97	40	59%
	4-lamp 32T8	112	40	64%

### Ordering Guide

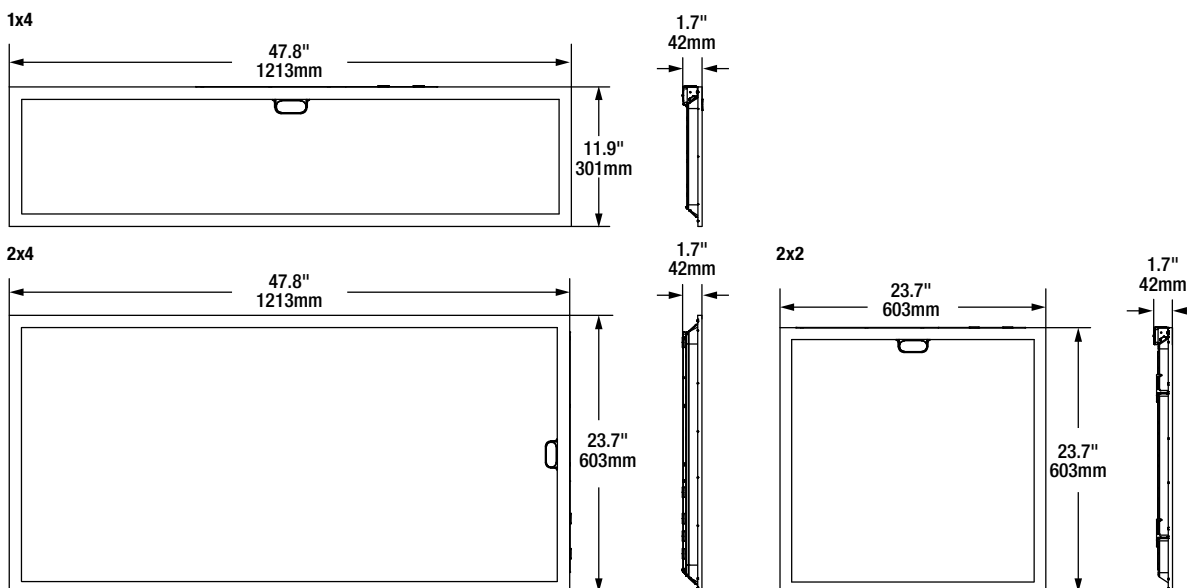
PANELF	5A	OXX	UNV	D	8	SC14	XX	G	BLE	E
Product Name	Generation	Wattage	Voltage	Dimming	CRI	Selectable Color Temp	Size	Mounting	Bluetooth® Compatibility	Options
PANELF = LED	5A = Generation 5A	30 = 30W 40 = 40W	UNV = 120-277	D = 0-10V	8 = >80	SC14 = 3000, 3500, 4000 or 5000K	14 = 1x4 22 = 2x2 24 = 2x4	G = intended for mounting in grid ceilings	BLE = Compatible with Bluetooth® Mesh	E = Emergency Battery Backup
Flat Panel										

### Ordering Information

Item Number	Ordering Abbreviation	Wattage (W)	Input Voltage (V)	Dimming	CRI	Color Temperature (CCT)	Dimensions	Distribution	Total Fixture Lumens (lm)	LPW	DLC
62562	PANELF5A030UNVD8SC1414GWHBLE	30	120-277V	0-10V	>80	3000/3500/4000/5000K	1x4	120°	Up to 3750	125	5.1 Pm
62563	PANELF5A030UNVD8SC1422GWHBLE	30	120-277V	0-10V	>80	3000/3500/4000/5000K	2x2	120°	Up to 3750	125	5.1 Pm
66635	PANELF5A030UNVD8SC1422GWHBLEE	30	120-277V	0-10V	>80	3000/3500/4000/5000K	2x2	120°	Up to 3750	125	5.1 Pm
62564	PANELF5A040UNVD8SC1424GWHBLE	40	120-277V	0-10V	>80	3000/3500/4000/5000K	2x4	120°	Up to 5000	125	5.1 Pm
66636	PANELF5A040UNVD8SC1424GWHBLEE	40	120-277V	0-10V	>80	3000/3500/4000/5000K	2x4	120°	Up to 5000	125	5.1 Pm

### Physical Information

Description	Length (in)	Width (in)	Height (in)
Panel5A 1x4	47.8	11.9	1.7
Panel5A 2x2	23.7	23.7	1.7
Panel5A 2x4	47.8	23.7	1.7



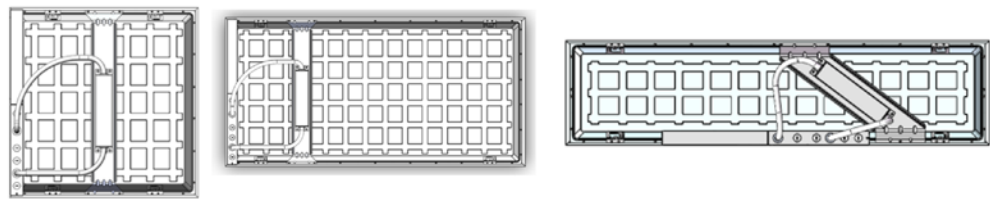


Accessories and Replacement Parts

Item Number	Ordering Abbreviation	Item Description
60888	EMBB1A8WDC	Field installable emergency battery back-up unit
61682	ACCPANELF3AEMBB-BRIDGE2	Metal bridge for installing emergency battery back-up unit to 2x2 and 2x4 panels
61683	ACCPANELF3AEMBB-BRIDGE1	Metal bridge for installing emergency battery back-up unit to 1x4 panels
62064	SMKIT3A/22/WH	Surface Mount Kit for 2x2 Backlit Panel, extruded Aluminum, white finish
62065	SMKIT3A/24/WH	Surface Mount Kit for 2x4 Backlit Panel, extruded Aluminum, white finish
62066	SMKIT3A/14/WH	Surface Mount Kit for 1x4 Backlit Panel, extruded Aluminum, white finish
62067*	SPKIT3A	Suspension Kit for Backlit Panels

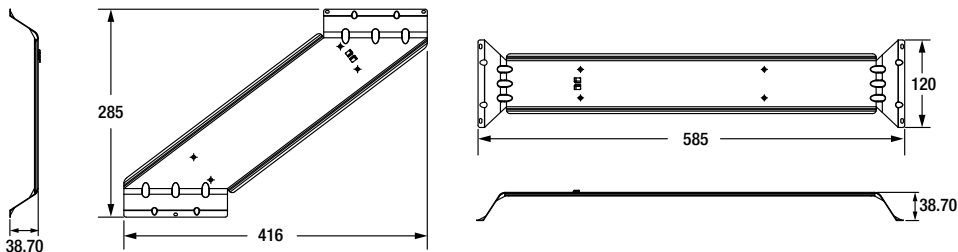
\*Cable length is 3.28ft (1m)

Emergency Battery Backup

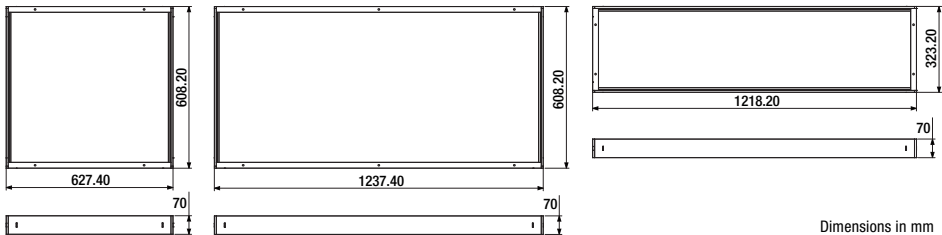


Emergency Battery Backup: Activates when normal power supply to the fixture fails, providing a minimum of 650 lumens (700 nominal lumens) for at least 90 minutes.

Metal Bridge



Surface Mount Kit



Dimensions in mm



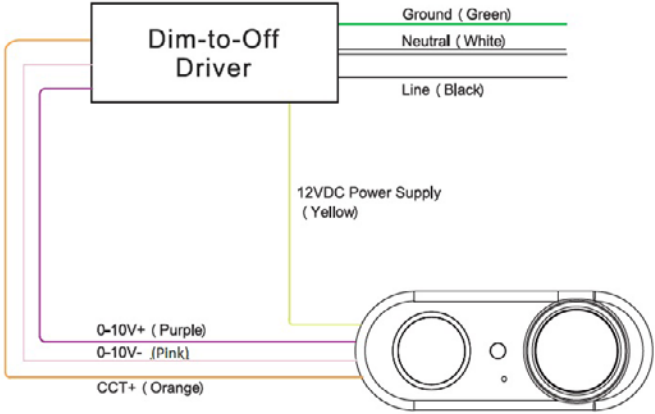
Sensor Accessories

Item Number	Ordering Abbreviation	Description
65785	ECOSENSOR/PIR/AUX12V	Low Voltage Plug&Play Sensor
62636	WALLSWITCH/5KEYBLE	Bluetooth® Mesh Low Voltage 5 Button Controller

Specifications

Input Voltage	12Vdc
Input Current	10mA
Dimming	0-10V
Detection Range	48ft Max.
Mounting Height	15ft Max.
IP 20 Rating	Damp locations
Operating Temperature	40°F to +131°F (-40°C to +55°C)

Wiring Diagram



Sensor



With Sensor



Without Sensor

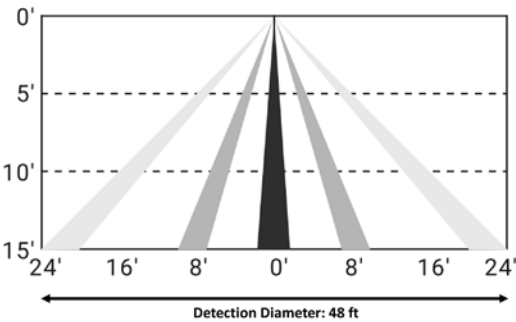


Wireless Controller

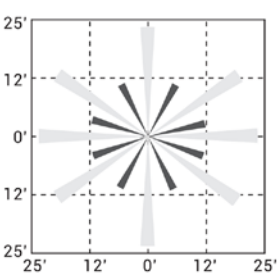


Lens Coverage

Detection Coverage Side View



Detection Coverage Top View



Commissioning Guide



LEDVANCE LLC  
181 Ballardvale Street, Suite 203  
Wilmington, MA 01887 USA  
Phone: 1-800-LIGHTBULB (1-800-544-4828)  
www.ledvanceUS.com

LEDVANCE is a registered trademark.  
The Bluetooth® word mark and logos are registered trademarks owned by the Bluetooth SIG, Inc. and any use of such marks by LEDVANCE LLC is under license. All other trademarks are those of their respective owners. Specifications subject to change without notice.



SCAN TO FOLLOW US  
ON SOCIAL MEDIA

