

# PRODUCT DATASHEET

## SENSOR WALL 180DEG IP55 DG

SENSOR WALL 180DEG | Stand-alone motion and light sensors for wall mounting with 180° detection range



### Areas of application

- Outdoor
- Corridors, entrance areas
- Garages
- Basement
- Arcade passage
- 180° detection range allowing the sensor to be installed directly next to doorways

### Product benefits

- Precise motion detection based on new sensor design

### Product features

- 3 operating modes selectable (light 6h continuous on, switch-on by movement or dusk)
- Zero crossing circuit optimized for LED luminaire operation
- Type of protection: IP55
- Protection class: II



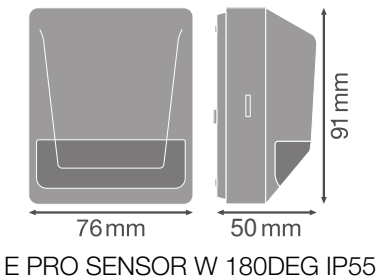
TECHNICAL DATA

Electrical data

Nominal voltage	220...240 V
Mains frequency	50...60 Hz
Protection class	II

Dimensions & Weight

Length	76.00 mm
Width	50.00 mm
Height	91.00 mm
Product weight	136.00 g



Materials & Colors

Product color	Dark grey
Body material	Polycarbonate (PC)
Mercury content	0.0 mg

Application & Mounting

Ambient temperature range	-20...+40 °C
Temperature range at storage	-25...+70 °C
Type of connection	Screw terminal, 3-Pole
Type of protection	IP55
Dimmable	No
Mounting type	Surface
Mounting location	Wall
Replaceable light source	No

## Lifespan

Lifespan L70/B50 at 25 °C	50000 h <sup>1)</sup>
---------------------------	-----------------------

<sup>1)</sup> t[h]: L70 / B50 @ 25 °C (Ta), t[h]: L80 / B10 @ 25 °C (Ta), t[h]: L90 / B10 @ 25 °C (Ta)

## Sensor

Type of sensor	Light / Motion
Sensor technology	Passive infrared (PIR)
Sensor detection angle	180 °
Sensor controlled switching time	2 s...15 min
Detection range of motion sensor	12 m
Detection threshold of daylight sensor	1...1000 lx



## Certificates & Standards

Standards	CE / EAC / UKCA
-----------	-----------------

## Safety advice

- All electrical connections must be made by a qualified person.
- Caution, risk of electric shock.
- Check wall-ceiling for suitability. If uncertain, seek professional advice.

## DOWNLOAD DATA

Documents and certificates		Document name
	User instruction / safety instructions	SENSOR WALL 180°
	Declarations of conformity	SENSOR CEILING WALL

## LOGISTICAL DATA

Product code	Packaging unit (Pieces/Unit)	Dimensions (length x width x height)	Gross weight	Volume
4058075244795	Folding box 1	82 mm x 97 mm x 81 mm	165.00 g	0.64 dm <sup>3</sup>
4058075244801	Shipping box 8	204 mm x 174 mm x 178 mm	1428.00 g	6.32 dm <sup>3</sup>

The mentioned product code describes the smallest quantity unit which can be ordered. One shipping unit can contain one or more single products. When placing an order, for the quantity please enter single or multiples of a shipping unit.

**DISCLAIMER**

Subject to change without notice. Errors and omission excepted. Always make sure to use the most recent release.