

PRODUCT DATASHEET

ENDURA Style Lantern Flare 60cm Post 7W

ENDURA STYLE FLARE | Stainless steel wall luminaires with indirect illumination



Areas of application

- Building facades
- Entrance lighting
- Patios, balconies

Product benefits

- Easy and quick installation
- Energy-efficient thanks to LED technology

Product features

- Bright and functional outdoor LED luminaires
- Housing material: aluminum
- Type of protection: IP44



TECHNICAL DATA

Electrical data

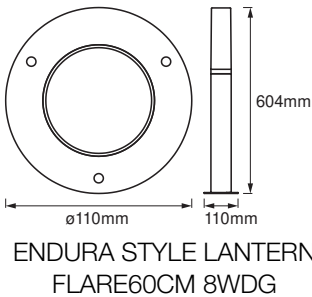
Nominal wattage	7.00 W
Nominal voltage	220...240 V
Mains frequency	50...60 Hz
Power factor λ	> 0.5
Protection class	I
Operating mode	Mains voltage

Photometrical data

Luminous flux	470 lm
Total luminous flux of contained light sources	780 lm
Luminous efficacy	67 lm/W
Color temperature	3000 K
Light color (designation)	Warm White
Color rendering index Ra	≥ 80
Standard deviation of color matching	< 6 sdcm
Beam angle	230.00 °

Dimensions & Weight

Diameter	110.00 mm
Height	604.00 mm
Product weight	1100.00 g



Materials & Colors

Product color	Dark gray
---------------	-----------

Housing color	Dark gray
Body material	Aluminum
Cover material	Polycarbonate (PC)

Application & Mounting

Ambient temperature range	-20...+40 °C
Type of connection	Terminal, 3-Pole (L, N, PE)
Type of protection	IP44
Dimmable	No
Mounting type	Surface
Mounting location	Ground
Application environment	Outdoor
With light source	Yes
Replaceable light source	No

Lifespan

Lifespan L70/B50 at 25 °C	25000 h ¹⁾
Number of switching cycles	15000

¹⁾ t[h]: L70 / B50 @ 25 °C (Ta), t[h]: L80 / B10 @ 25 °C (Ta), t[h]: L90 / B10 @ 25 °C (Ta)

Certificates & Standards

Standards	CE / EAC / UKCA
Luminaire with limited surface temperature, "D sign"	No
Replaceable light source (EPREL)	Not replaceable





EQUIPMENT / ACCESSORIES

- Complete mounting and connecting accessories included

Safety advice

- All electrical connections must be made by a qualified person.
- Caution, risk of electric shock.
- Product in protection class I. All electrically conductive, metallic housing parts that can absorb voltage during operation or during maintenance in the event of a fault must be continuously connected to the protective earthing conductor.

DOWNLOAD DATA

Documents and certificates		Document name
	User instruction / safety instructions	ENDURA STYLE LANTERN FLARE
	Legal information	Legal insert
	Declarations of conformity	ENDURA STYLE LANTERNFLAREWALL 7WDG LEDV
	Declarations of conformity UKCA	Fixed LUM

LOGISTICAL DATA

Product code	Packaging unit (Pieces/Unit)	Dimensions (length x width x height)	Gross weight	Volume
4058075478053	Folding box 1	122 mm x 122 mm x 624 mm	1130.00 g	9.29 dm ³
4058075478060	Shipping box 2	638 mm x 258 mm x 147 mm	2795.00 g	24.20 dm ³

The mentioned product code describes the smallest quantity unit which can be ordered. One shipping unit can contain one or more single products. When placing an order, for the quantity please enter single or multiples of a shipping unit.

DISCLAIMER

Subject to change without notice. Errors and omission excepted. Always make sure to use the most recent release.