

# PRODUCT DATASHEET

## ENDURA STYLE Surface 200X200 12 W DG

Starters for single operation at 230 V AC ( ST 111, ST 171, ST 173) | Starters for single operation at 230 V AC



### Areas of application

- Outdoor use (IP44)
- Building facades
- Entrance lighting

### Product benefits

- Easy and quick installation
- Energy-efficient thanks to LED technology

### Product features

- Bright and functional outdoor LED luminaires
- Die-cast aluminum housing
- Available in two housing colors



TECHNICAL DATA

Electrical data

Nominal wattage	12.00 W
Nominal voltage	220...240 V
Operating mode	Electronic control gear (ECG)
Nominal current	110.000 mA
Type of current	AC
Mains frequency	50...60 Hz
Power factor $\lambda$	> 0.5

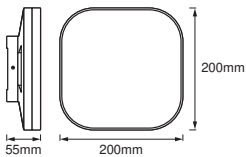
Photometrical data

Luminous flux	870 lm
Luminous efficacy	76 lm/W
Light color (designation)	Warm White
Color temperature	3000 K
Color rendering index Ra	≥80
Light color	830
Standard deviation of color matching	≤6 sdcn

Light technical data

Beam angle	115 °
Starting time	≤0.5 s

Dimensions & Weight



Product weight	840.00 g
----------------	----------

Temperatures & operating conditions

Ambient temperature range	-20...+40 °C
---------------------------	--------------

Lifespan

Lifespan L70/B50 at 25 °C	30000 h <sup>1)</sup>
Number of switching cycles	15000

1) t[h]: L70 / B50 @ 25 °C (Ta), t[h]: L80 / B10 @ 25 °C (Ta), t[h]: L90 / B10 @ 25 °C (Ta)

Additional product data

Mercury content	0.0 mg
-----------------	--------

Capabilities

Dimmable	No
----------	----

Certificates & Standards

Type of protection	IP44
Standards	CE / EAC / REACH / RoHS

Country-specific categorizations

Order reference	ENDURA STYLE SU
-----------------	-----------------

LOGISTICAL DATA

Temperature range at storage	-35...+70 °C
------------------------------	--------------




Energy labelling regulation data acc EU 2019/2015

Length	55.00 mm
Height	200.00 mm
Width	200.00 mm

EQUIPMENT / ACCESSORIES

– Complete mounting and connecting accessories included

DOWNLOAD DATA

Documents and certificates		Document name
	User instruction / safety instructions	ENDURA® STYLE Surface 20 x 20
	Legal information	Legal Insert B - Outdoor Not dimmable
	Declarations of conformity	CE Endura Style Surface

---

## DISCLAIMER

Subject to change without notice. Errors and omission excepted. Always make sure to use the most recent release.