

PRODUCT DATASHEET

SubstiTUBE T8 EM Connected 24 W/4000 K 1500 mm

SubstiTUBE T8 EM CONNECTED | LED tube for electromagnetic control gears works with Connected Sensors



Areas of application

- General illumination within ambient temperatures from -20...+50 °C
- Parking lots, warehouses, production areas, stairways
- Industry
- Offices

Product benefits

- No bending thanks to glass technology
- Shatter protection thanks to special PET coating
- Short payback period thanks to low energy consumption and maintenance costs

Product features

- Network protocol: ZigBee 3.0 (2.4 GHz mesh network)
- Connected tube can be only operated with Connected sensor
- Dimmable only with LEDVANCE Connected Sensor



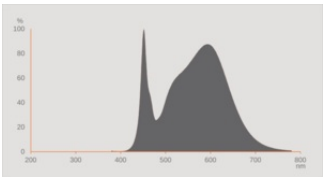
TECHNICAL DATA

Electrical data

Nominal wattage	24 W
Construction wattage	24.00 W
Nominal voltage	220...240 V
Operating mode	Conventional control gear (CCG), Line voltage
Nominal current	107 mA
Type of current	AC
Operating frequency	50/60 Hz
Mains frequency	50/60 Hz
Total harmonic distortion	< 20 %
Power factor λ	> 0.90

Photometrical data

Luminous flux	3600 lm
Luminous efficacy	150 lm/W
Lumen main.fact.at end of nom.life time	0.70
Light color (designation)	Cool White
Color temperature	4000 K
Color rendering index Ra	80
Light color	840
Standard deviation of color matching	≤5 sdc _m
Flickering metric (Pst LM)	1
Stroboscope effect metric (SVM)	0,4



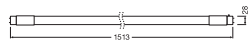
EPREL data spectral diagram PROF
LEDr 4000K

Light technical data

Beam angle	160 °
------------	-------

Warm-up time (60 %)	◁ 2.00 s
Starting time	< 0.5 s

Dimensions & Weight



Overall length	1513.00 mm
Length with base excl. base pins/connection	1500 mm
Diameter	28.00 mm
Tube diameter	26,5 mm
Base diameter	28,0 mm
Maximum diameter	28 mm
Product weight	252.00 g

Temperatures & operating conditions

Ambient temperature range	-20...+50 °C
---------------------------	--------------

Lifespan

Lifespan L70/B50 at 25 °C	50000 h
Number of switching cycles	200000
Lumen maintenance at end of service lifetime	0.70
Rated lamp survival factor at 6,000 h	≥ 0.90

Additional product data

Base (standard designation)	G13
Mercury content	0.0 mg
Mercury-free	Yes

Capabilities

Dimmable	Yes
----------	-----

Certificates & Standards

Energy efficiency class	D 1)
Energy consumption	24.00 kWh/1000h
Type of protection	IP20

Standards	CE
Photobiological safety group acc. to EN62778	RG0

1) Energy efficiency class (EEC) on a scale of A (highest efficiency) to G (lowest efficiency)

Country-specific categorizations

Order reference	LEDTUBE T8 EM C
-----------------	-----------------

LOGISTICAL DATA

Temperature range at storage	-20...+80 °C
------------------------------	--------------






Energy labelling regulation data acc EU 2019/2015


Lighting technology used	LED
Non-directional or directional	NDLS
Mains or non-mains	MLS
Light source cap-type (or other electric interface)	G13
Connected light source (CLS)	Yes
Color-tuneable light source	No
Envelope	No
High luminance light source	No
Anti-glare shield	No
Correlated colour temperature type	SINGLE_VALUE
Standby power	<0,5 W
Claim of equivalent power	No
Length	1513.00 mm
Height	28.00 mm
Width	28.00 mm
Chromaticity coordinate x	0,382
Chromaticity coordinate y	0,380
R9 Colour rendering index	0.00
Beam angle correspondence	SPHERE_360
Survival factor	0.9
Displacement factor	0.9
LED light source replaces a fluorescent light source	No
EPREL ID	642882
Model number	AC35447

Safety advice

- Not suitable for operation with electronic control gear.
- Operation in outdoor applications in suitable damp-proof luminaires possible according to data sheet and installation instruction.
- The operating temperature range of LED tube is restricted. In case of doubt regarding suitability of the application please measure Tc temperature on the product prior to installation.
- Disconnect mains before installation.
- Not suitable for emergency lighting.

DOWNLOAD DATA

Documents and certificates		Document name
	User instruction / safety instructions	Connected system extended
	User instruction / safety instructions	SubstiTUBE T8 Connected
	Addon technical information	Extended Product Information Sheet of SubstiTUBE Connected
	Declarations of conformity	CE LEDTUBE T8 EM CON
	Declarations of conformity UKCA	LEDTUBE T8 EM CONNECTED

Photometric and lighting design files		Document name
	Spectral power distribution	EPREL data spectral diagram PROF LEDr 4000K

LOGISTICAL DATA

Product code	Packaging unit (Pieces/Unit)	Dimensions (length x width x height)	Gross weight	Volume
4058075187634	Sleeve 1	1,605 mm x 29 mm x 29 mm	286.00 g	1.35 dm ³
4058075187641	Shipping box 10	1,652 mm x 210 mm x 115 mm	3702.00 g	39.90 dm ³

The mentioned product code describes the smallest quantity unit which can be ordered. One shipping unit can contain one or more single products. When placing an order, for the quantity please enter single or multiples of a shipping unit.

DISCLAIMER

Subject to change without notice. Errors and omission excepted. Always make sure to use the most recent release.