

PRODUCT DATASHEET

LED Superstar Plus Classic B 40 Filament Active/Relax 4W 827/840 E14

LED RELAX and ACTIVE CLASSIC B | LED lamps with two light colors in one lamp



Areas of application

- Supports the biorhythm when used in bed and children's room
- Outdoor use in suitable outdoor luminaires only

Product benefits

- Creates individual atmospheres: Warm White to relax, Cool White for activity
- Easy change of color temperature with double click of wall switch
- Always fitting light due to two light colors in one lamp: Warm White and Cool White
- Supports the biorhythm through activating and relaxing light color
- Long lifetime of up to 15,000 h
- Lower energy consumption than incandescent or halogen lamps
- Easy relamping thanks to compact design
- Makes rooms multi-purpose with adjustable light atmosphere
- Turns kitchens, living rooms or home offices into either a work place or relax area

Product features

- Provides color temperatures of 2700 K and 4000 K in the same lamp
- Controllable via standard wall switch



- Good quality of light; color rendering index CRI \geq 80
- Mercury-free lamps

TECHNICAL DATA

Electrical data

Nominal wattage	4 W
Construction wattage	4.00 W
Nominal voltage	220...240 V
Operating mode	AC Mains
Claimed equiv. conventional lamp power	40 W
Nominal current	36 mA
Type of current	AC
Inrush current	0.5 A
Operating frequency	50/60 Hz
Mains frequency	50/60 Hz
Max. lamp number on MCB B10 A	222
Max. lamp number on MCB B16 A	355
Power factor λ	≥ 0.40

Photometrical data

Luminous flux	470 lm
Luminous efficacy	117 lm/W
Lumen main.fact.at end of nom.life time	0.93
Light color (designation)	Warm White / Cool White
Color temperature	2700 K / 4000 K
Color rendering index Ra	80
Light color	827/840
Standard deviation of color matching	≤ 6 sdc
Rated LLMF at 6,000 h	0.80
Flickering metric (Pst LM)	≤ 1.0
Stroboscope effect metric (SVM)	≤ 0.4



EPREL data spectral diagram PROF
LEDr 2700K

Light technical data

Beam angle	300 °
Warm-up time (60 %)	< 0.50 s
Starting time	< 0.5 s

Dimensions & Weight



Overall length	97.00 mm
Diameter	35.00 mm
Maximum diameter	35 mm
Product weight	13.00 g

Temperatures & operating conditions

Ambient temperature range	-20...+40 °C
Maximum temperature at tc test point	61 °C

Lifespan

Lifespan L70/B50 at 25 °C	15000 h
Number of switching cycles	100000
Lumen maintenance at end of service lifetime	0.93
Rated lamp survival factor at 6,000 h	≥ 0.90

Additional product data

Base (standard designation)	E14
Mercury content	0.0 mg
Mercury-free	Yes
Design / version	Clear
Product remark	All technical parameters apply to the entire lamp / Due to the complex production process for light-emitting diodes, the typical values shown for the technical LED parameters are purely statistical values that do not necessarily match the actual technical parameters of each individual product, which can vary from the typical value

Added function	Relax & active
----------------	----------------

Capabilities

Dimmable	No
----------	----

Certificates & Standards

Energy efficiency class	E ¹⁾
Energy consumption	4.00 kWh/1000h
Type of protection	IP20
Standards	CE / UKCA
Photobiological safety group acc. to EN62778	RG1

¹⁾ Energy efficiency class (EEC) on a scale of A (highest efficiency) to G (lowest efficiency)

Country-specific categorizations

Order reference	LEDSCLB40 ACT/R
-----------------	-----------------

LOGISTICAL DATA

Temperature range at storage	-20...+80 °C
------------------------------	--------------

Energy labelling regulation data acc EU 2019/2015




Lighting technology used	LED
Non-directional or directional	NDLS
Mains or non-mains	MLS
Light source cap-type (or other electric interface)	E14
Connected light source (CLS)	No
Color-tuneable light source	No
Envelope	No
High luminance light source	No
Anti-glare shield	No
Correlated colour temperature type	STEPS
Claim of equivalent power	Yes
Length	97.00 mm
Height	35.00 mm
Width	35.00 mm
Chromaticity coordinate x	0.463&0.380
Chromaticity coordinate y	0.420&0.380
R9 Colour rendering index	1

Beam angle correspondence	SPHERE_360
Survival factor	0.90
LED light source replaces a fluorescent light source	No
EPREL ID	1403342,523138,1358095
Model number	AC32275,AC44590,AC24250,AC44590,AC32275

Safety advice

- Do not touch the lamp if broken.
- Must not be used if outer bulb is defective.

DOWNLOAD DATA

Documents and certificates		Document name
	Declarations of conformity	LED CLA CLB CLP T26 CL GLOBE125
	Declarations of conformity	LED CLASSIC MAGNETIC
Photometric and lighting design files		Document name
	Spectral power distribution	EPREL data spectral diagram PROF LEDr 2700K

LOGISTICAL DATA

Product code	Packaging unit (Pieces/Unit)	Dimensions (length x width x height)	Gross weight	Volume
4058075434783	Folding box 1	36 mm x 49 mm x 145 mm	25.00 g	0.26 dm ³
4058075434790	Shipping box 4	109 mm x 89 mm x 118 mm	160.00 g	1.14 dm ³
4058075445451	Shipping box 32	236 mm x 196 mm x 265 mm	1428.00 g	12.26 dm ³

The mentioned product code describes the smallest quantity unit which can be ordered. One shipping unit can contain one or more single products. When placing an order, for the quantity please enter single or multiples of a shipping unit.

DISCLAIMER

Subject to change without notice. Errors and omission excepted. Always make sure to use the most recent release.