

## PRODUCT DATASHEET

### LED PAR16 50 36° GlowDim P 4.5W 827 GU10

PARATHOM® PAR16 GLOWdim | LED reflector lamps PAR16 with GLOWdim effect



#### Areas of application

- Shops and exhibition rooms
- Domestic applications
- Commercial applications
- Accent lighting
- Outdoor use in suitable outdoor luminaires only

#### Product benefits

- Always fitting light atmosphere by changing light color from warm white to extra warm white with dimming
- Quick, simple and safe replacement without rewiring
- Design, dimensions, luminous flux comparable to an incandescent or halogen lamp
- Low maintenance costs thanks to long lifetime
- No UV and near-IR radiation in the light beam
- Very high dimmer compatibility, see also [www.ledvance.com/dim](http://www.ledvance.com/dim)
- Instant 100 % light, no warm-up time

#### Product features



- LED alternative to high voltage halogen lamps
- Dimmable
- Base: GU10
- Lamp made of glass
- Good quality of light; color rendering index CRI  $\geq$  80
- Lifetime up to 15,000 h

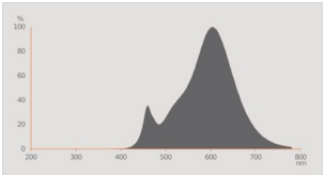
---

**TECHNICAL DATA****Electrical data**

Nominal wattage	4.5 W
Construction wattage	4.50 W
Nominal voltage	220...240 V
Claimed equiv. conventional lamp power	50 W
Nominal current	23 mA
Type of current	AC
Inrush current	18 A
Operating frequency	50/60 Hz
Mains frequency	50/60 Hz
Max. lamp number on MCB B10 A	40
Max. lamp number on MCB B16 A	62
Power factor $\lambda$	> 0.50

**Photometrical data**

Luminous intensity	750 cd
Luminous flux	350 lm
Nominal useful luminous flux 90°	350 lm
Luminous efficacy	77 lm/W
Lumen main.fact.at end of nom.life time	0.70
Light color (designation)	Warm White
Color temperature	2700 K
Color rendering index Ra	80
Light color	827
Standard deviation of color matching	≤6 sdcn
Rated peak intensity	750 cd
Rated LLMF at 6,000 h	0.80
Flickering metric (Pst LM)	1.0
Stroboscope effect metric (SVM)	0.4

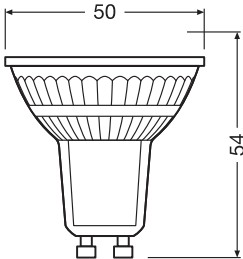


Everlight 67-23ST KKE 2700K

Light technical data

Beam angle	36 °
Warm-up time (60 %)	< 0.50 s
Starting time	< 0.5 s

Dimensions & Weight



Overall length	54.00 mm
Diameter	50.00 mm
Maximum diameter	50 mm
Product weight	45.00 g

Temperatures & operating conditions

Ambient temperature range	-20...+40 °C
Maximum temperature at tc test point	70 °C

Lifespan

Lifespan L70/B50 at 25 °C	25000 h
Number of switching cycles	100000
Lumen maintenance at end of service lifetime	0.70

Rated lamp survival factor at 6,000 h	≥ 0.90
---------------------------------------	--------

### Additional product data

Base (standard designation)	GU10
Mercury content	0.0 mg
Mercury-free	Yes
Product remark	Dimmable (with many common dimmers, see also <a href="http://www.ledvance.com/dim">www.ledvance.com/dim</a> ) / All technical parameters apply to the entire lamp / Due to the complex production process for light-emitting diodes, the typical values shown for the technical LED parameters are purely statistical values that do not necessarily match the actual technical parameters of each individual product, which can vary from the typical value
Added function	Glow DIM

### Capabilities

Dimmable	Yes
----------	-----

### Certificates & Standards

Energy efficiency class	F 1)
Energy consumption	5.00 kWh/1000h
Type of protection	IP20
Standards	CE / EAC
Photobiological safety group acc. to EN62778	RG1

1) Energy efficiency class (EEC) on a scale of A (highest efficiency) to G (lowest efficiency)

### Country-specific categorizations



Order reference	LPPAR16GLD50 4,
-----------------	-----------------

### Energy labelling regulation data acc EU 2019/2015

Lighting technology used	LED
Non-directional or directional	DLS
Mains or non-mains	MLS
Light source cap-type (or other electric interface)	GU10
Connected light source (CLS)	No
Color-tuneable light source	No
Envelope	No
High luminance light source	No
Anti-glare shield	No

Correlated colour temperature type	SINGLE_VALUE
Claim of equivalent power	Yes
Length	54.00 mm
Height	50.00 mm
Width	50.00 mm
Chromaticity coordinate x	0.458
Chromaticity coordinate y	0.410
R9 Colour rendering index	1
Beam angle correspondence	NARROW_CONE_90
Survival factor	0.90
LED light source replaces a fluorescent light source	Yes
EPREL ID	522964
Model number	AC32686

## DOWNLOAD DATA

Documents and certificates		Document name
	Declarations of conformity	LED lamp PAR16 50
Photometric and lighting design files		Document name
	Spectral power distribution	Everlight 67-23ST KKE 2700K

## LOGISTICAL DATA

Product code	Packaging unit (Pieces/Unit)	Dimensions (length x width x height)	Gross weight	Volume
4058075608498	Folding box 1	49 mm x 49 mm x 62 mm	52.00 g	0.15 dm <sup>3</sup>
4058075608504	Shipping box 10	255 mm x 107 mm x 72 mm	573.00 g	1.96 dm <sup>3</sup>

The mentioned product code describes the smallest quantity unit which can be ordered. One shipping unit can contain one or more single products. When placing an order, for the quantity please enter single or multiples of a shipping unit.

## References / Links

- For dimming conformity see [www.ledvance.com/dim](http://www.ledvance.com/dim)
- For Guarantee see [www.ledvance.com/guarantee](http://www.ledvance.com/guarantee)

## DISCLAIMER

Subject to change without notice. Errors and omission excepted. Always make sure to use the most recent release.