

PRODUCT DATASHEET

FL MAX LUM P 900W 757 SYM 60 WAL

FLOODLIGHT MAX 900W LUMINAIRE HEAD | High-power floodlight for large area and sports lighting, up to 123 klm



Areas of application

- Outdoor use (IP66)
- Lighting of large areas
- Sports facilities
- Construction areas
- Direct replacement for luminaires using HID lamps

Product benefits

- Very bright, robust and durable
- Energy savings of up to 45 % compared to luminaires that use conventional discharge lamps
- Easy dimming to 33% by wiring
- No upper light output ratio (ULOR 0%) when mounted at 0° tilt
- Optimized product logistic, luminaire heads and power supplies to be ordered separately in stand-alone packaging
- Low flicker light
- 5 years guarantee

Product features

- Modular, high-power floodlight with up to 135 lm/W
- Joint or separate installation with Floodlight Max power supply with up to 40 m distance
- Available with 10°, 30° and 60° symmetric beam angles, as well as 50°x110° asymmetric light distribution
- Mounting bracket for up to 180° tilting
- Highly-transparent, tempered glass diffusor



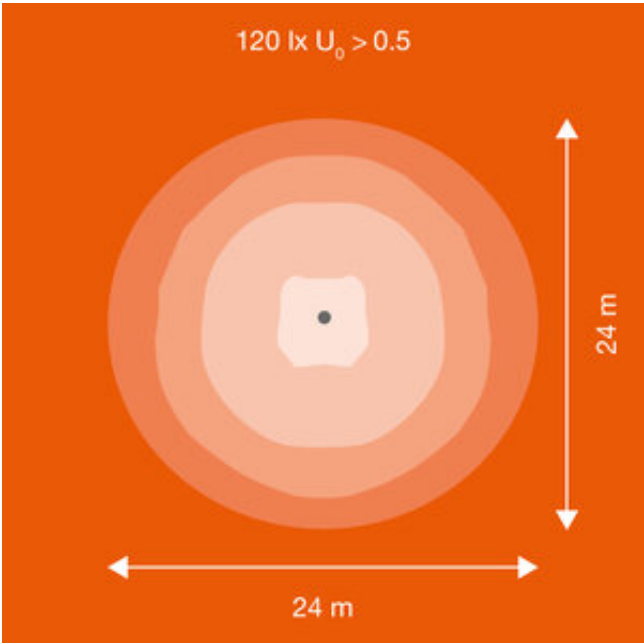
TECHNICAL DATA

Electrical data

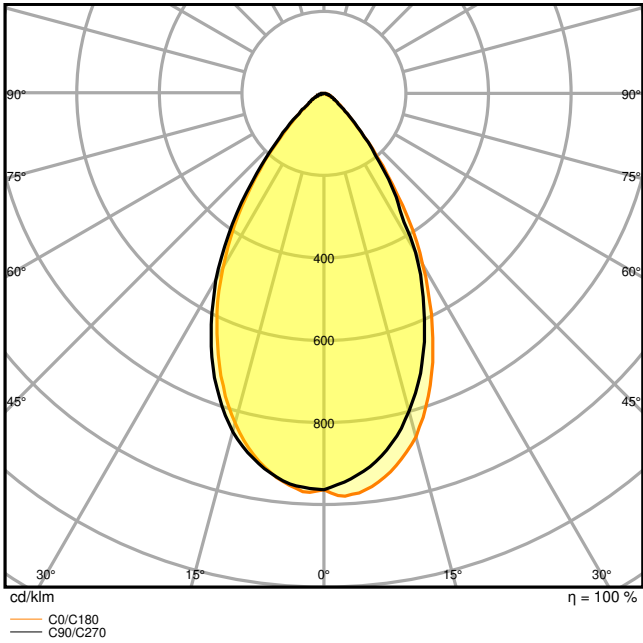
Nominal wattage	900.00 W
Nominal voltage	180 V
Mains frequency	50...60 Hz
Nominal current	4740 mA
Operating mode	External LED driver

Photometrical data

Luminous flux	120000 lm
Luminous efficacy	133 lm/W
Color temperature	5700 K
Light color (designation)	Cool Daylight
Color rendering index Ra	≥70
Standard deviation of color matching	< 5 sdc _m
Luminous intensity	-
Low flicker	Yes
Flickering metric (Pst LM)	-
Stroboscope effect metric (SVM)	-
Photobiological safety group acc. to EN62778	RG2
Beam angle	60 °



Floodlight Max 900W SYM 60 simplified isolux diagram



FL MAX 900W 757 SYM 60 WAL

Dimensions & Weight

Length	660.00 mm
Width	591.00 mm
Height	279.00 mm
Product weight	20800.00 g
Cable length	1300 mm

FL MAX LUM P 900W

Materials & Colors

Product color	Gray
Housing color	Gray
Body material	Aluminum
Cover material	Glass
Light emitting surface material	Glass
Glow Wire Test according to IEC 60695-2-12	650 °C

Mercury content	0.0 mg
-----------------	--------

Application & Mounting

Ambient temperature range	-30...+50 °C
Temperature range at storage	-40...+70 °C
Type of connection	Terminal, 3-Pole (L, N, PE)
Type of protection	IP66
Protection class IK (shock resistance)	IK08
Dimmable	Yes
Mounting type	Surface
Mounting location	Wall / Pole / Floor
Application environment	Outdoor
Adjustable	Yes
With light source	Yes
Replaceable light source	No

Lifespan

Lifespan L70/B50 at 25 °C	100000 h ¹⁾
Lifespan L80/B10 at 25 °C	75000 h ¹⁾
Lifespan L80/B50 at 25 °C	75000 h
Lifespan L90/B10 at 25 °C	50000 h
Number of switching cycles	100000

¹⁾ t[h]: L70 / B50 @ 25 °C (Ta), t[h]: L80 / B10 @ 25 °C (Ta), t[h]: L90 / B10 @ 25 °C (Ta)

Certificates & Standards

Standards	CE / CB / ENEC / EAC / EPD
Luminaire with limited surface temperature, "D sign"	No
Ball shot safe	Yes
EPD	LEDV-00007-V01.01-EN














EQUIPMENT / ACCESSORIES



- Power supply not included in luminaire head delivery unit
- Operation only with official 900 W power supply, GTIN(EAN) 4058075580732
- Aiming device in preparation
- Visor for front light cut-off in preparation


Safety advice

- Floodlight Max Luminaire Heads must be operated with official Floodlight Max Power Supplies only, as described in the user manual.
- If only one fixation point is used for luminaires installed higher >3m, a secondary fixation of luminaire and bracket (e.g. a restraining wire) is needed for safety reasons.
- The luminaire should be positioned so that prolonged staring into the luminaire at a distance closer than 4 m is not expected.
- All electrical connections must be made by a qualified person.
- Caution, risk of electric shock.
- Product in protection class I. All electrically conductive, metallic housing parts that can absorb voltage during operation or during maintenance in the event of a fault must be continuously connected to the protective earthing conductor.

DOWNLOAD DATA

Documents and certificates		Document name
	User instruction / safety instructions	FLOODLIGHT MAX
	Legal information	LSI FL MAX LUM P
	Legal information	Legal Insert FL MAX LUM/POWER SUPPLY
	Legal information	Informationstext 18 Abs 4 ElektroG
	Declarations of conformity	FL MAX P LUM
	Declarations of conformity UKCA	FL MAX LUM
	Declarations of conformity UKCA	FL MAX LUM P
Photometric and lighting design files		Document name
	IES file (IES)	FL MAX 900W 757 SYM 60 WAL
	LDT file (Eulumdat)	FL MAX 900W 757 SYM 60 WAL
	ULD file (DIALux)	FL MAX LUM P 900W 757 SYM 60
	ROLF file (RELUX)	FL MAX 900W HEAD 757 SYM 60 WAL
	Light distribution curve type polar	Floodlight Max 900W SYM 60 simplified isolux diagram
	Light distribution curve type polar	FL MAX 900W 757 SYM 60 WAL

CAD/BIM files		Document name
	BIM Revit 3D	Floodlight Max
	CAD STEP 3D	FL MAX 900W

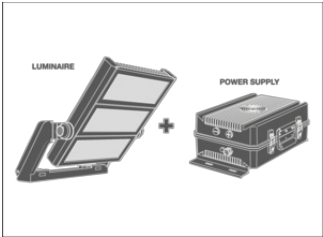
Tender texts		Document name
	Tender documents	FLOODLIGHT MAX 900W LUMINAIRE HEAD 757 SYM 60 WAL-EN

LOGISTICAL DATA

Product code	Packaging unit (Pieces/Unit)	Dimensions (length x width x height)	Gross weight	Volume
4058075580640	Shipping box 1	795 mm x 619 mm x 231 mm	23008.00 g	113.68 dm ³

The mentioned product code describes the smallest quantity unit which can be ordered. One shipping unit can contain one or more single products. When placing an order, for the quantity please enter single or multiples of a shipping unit.

ADDITIONAL CATALOG INFORMATION



LDV FL MAX	S/I				S	B30				230 Vac
	0°	30°	60°	90°		1	2	4	8	
600 W	0.12m ²	0.17m ²	0.28m ²	0.28m ²	<75kg	1	1	2	2	5
	0.12m ²	0.17m ²	0.28m ²	0.28m ²						
900 W	0.12m ²	0.17m ²	0.28m ²	0.28m ²	<100kg	1	1	2	2	5
	0.12m ²	0.17m ²	0.28m ²	0.28m ²						
1200 W	0.12m ²	0.17m ²	0.28m ²	0.28m ²	<135kg	1	1	2	2	4
	0.12m ²	0.17m ²	0.28m ²	0.28m ²						

References / Links

– For Guarantee see www.ledvance.com/guarantee

DISCLAIMER

Subject to change without notice. Errors and omission excepted. Always make sure to use the most recent release.