

# PRODUCT DATASHEET

## FL COMP V 10W 865 SYM 100 WT

FLOODLIGHT COMPACT 10W | Floodlight with up to 1000 lm light output



### Areas of application

- Replacement for floodlights with halogen lamps
- Outdoor use (IP65)
- Public areas
- Building facades
- Gardens, balconies and other outdoor areas
- Construction areas

### Product benefits

- Robust, yet light and compact design
- Safe and very uniform illumination, due to frosted and tempered glass diffuser
- No upper light output ratio (ULOR 0%) when mounted at 0° tilt
- Energy savings of up to 90 % compared to halogen lamp floodlights
- 3 years guarantee

### Product features

- Reflector-based, symmetric light distribution with 100° x 100° beam angle
- Mounting bracket with 30° angle and wide rotation area
- Pre-installed, flexible 1 m cable (H05RN-F), wrapped 3 x 1.0 mm<sup>2</sup> single wires



---

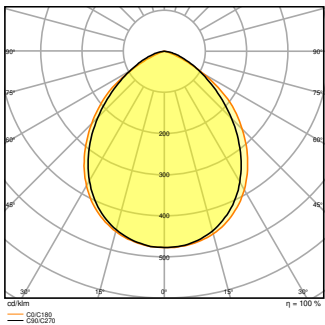
## TECHNICAL DATA

### Electrical data

Nominal wattage	10.00 W
Nominal voltage	220...240 V
Mains frequency	50...60 Hz
Nominal current	48 mA
Inrush current	6.3 A
Inrush current time $T_{h50}$	2.3 $\mu$ s
Max. number of luminaires per miniature circuit breaker B16	182
Max. number of luminaires per miniature circuit breaker C10	133
Max. number of luminaires per miniature circuit breaker C16	212
Power factor $\lambda$	> 0.90
Total harmonic distortion	< 20 %
Protection class	I
Operating mode	Integrated LED driver

### Photometrical data

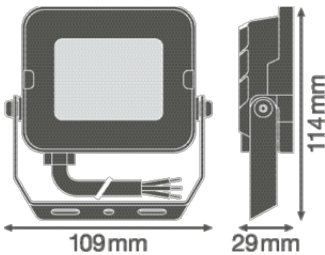
Luminous flux	1000 lm
Luminous efficacy	100 lm/W
Color temperature	6500 K
Light color (designation)	Cool Daylight
Color rendering index Ra	$\geq 80$
Standard deviation of color matching	< 5 sdc <sub>m</sub>
Luminous intensity	-
Low flicker	Yes
Flickering metric (Pst LM)	-
Stroboscope effect metric (SVM)	-
Photobiological safety group acc. to EN62778	RG1
Photobiological safety group acc. to EN62471	RG1
Beam angle	100 ° x 100 °



FL COMP V 10W 865 SYM 100 WT

Dimensions & Weight

Length	114.00 mm
Width	109.00 mm
Height	29.00 mm
Product weight	280.00 g
Cable length	1000 mm



FL COMP V 10W SYM 100

Materials & Colors

Product color	White
Housing color	White
Body material	Aluminum
Cover material	Tempered glass
Light emitting surface material	Glass
Glow Wire Test according to IEC 60695-2-12	650 °C
Mercury content	0.0 mg

## Application & Mounting

Ambient temperature range	-30...+45 °C
Temperature range at storage	-40...+70 °C
Type of connection	Cable, 3-pole
Type of protection	IP65
Protection class IK (shock resistance)	IK06
Dimmable	No
Mounting type	Surface
Mounting location	Pole / Floor
Application environment	Outdoor
Adjustable	Yes
With light source	Yes

## Lifespan

Lifespan L70/B50 at 25 °C	50000 h <sup>1)</sup>
Lifespan L80/B10 at 25 °C	35000 h <sup>1)</sup>
Lifespan L80/B50 at 25 °C	35000 h
Lifespan L90/B10 at 25 °C	25000 h
Number of switching cycles	100000

<sup>1)</sup> t[h]: L70 / B50 @ 25 °C (Ta), t[h]: L80 / B10 @ 25 °C (Ta), t[h]: L90 / B10 @ 25 °C (Ta)















## Certificates & Standards

Standards	CE / CB / EAC
Luminaire with limited surface temperature, "D sign"	No
Ball shot safe	No
Replaceable light source (EPREL)	Not replaceable

## Safety advice

- The external flexible cable or cord of this luminaire cannot be replaced; if the cord is damaged, the luminaire shall be destroyed.
- Terminal block not included. Installation must be made by a qualified person.
- Caution, risk of electric shock.
- Product in protection class I. All electrically conductive, metallic housing parts that can absorb voltage during operation or during maintenance in the event of a fault must be continuously connected to the protective earthing conductor.

## DOWNLOAD DATA

Documents and certificates		Document name
	User instruction / safety instructions	FL COMP V SYM
	Legal information	LSI FL COMP V
	Legal information	Legal Insert FL COMP/SENSOR
	Legal information	Informationstext 18 Abs 4 ElektroG
	Declarations of conformity	FL COMP
	Declarations of conformity UKCA	FL COMP V SYM 100
Photometric and lighting design files		Document name
	IES file (IES)	FL COMP V 10W 865 SYM 100 WT
	LDT file (Eulumdat)	FL COMP V 10W 865 SYM 100 WT
	ULD file (DIALux)	FL COMP V 10W 865 SYM 100 WT
	ROLF file (RELUX)	FL COMP V 10W 865 SYM 100 WT
	Light distribution curve type polar	FL COMP V 10W 865 SYM 100 WT
CAD/BIM files		Document name
	BIM Revit 3D	FL COMP
	CAD STEP 3D	FL COMP 10W
Tender texts		Document name
	Tender documents	FLOODLIGHT COMPACT 10W 865 SYM 100 WT-EN

LOGISTICAL DATA

Product code	Packaging unit (Pieces/Unit)	Dimensions (length x width x height)	Gross weight	Volume
--------------	------------------------------	--------------------------------------	--------------	--------

Product code	Packaging unit (Pieces/Unit)	Dimensions (length x width x height)	Gross weight	Volume
4058075574694	Folding box 1	59 mm x 117 mm x 107 mm	317.00 g	0.74 dm <sup>3</sup>
4058075574700	Shipping box 8	252 mm x 242 mm x 131 mm	2842.00 g	7.99 dm <sup>3</sup>

The mentioned product code describes the smallest quantity unit which can be ordered. One shipping unit can contain one or more single products. When placing an order, for the quantity please enter single or multiples of a shipping unit.

---

## ADDITIONAL CATALOG INFORMATION

---

## References / Links

– For Guarantee see [www.ledvance.com/guarantee](http://www.ledvance.com/guarantee)

---

## DISCLAIMER

Subject to change without notice. Errors and omission excepted. Always make sure to use the most recent release.