

PRODUCT DATASHEET

ENDURA Classic Cascade 50cm Post E27 Clear

ENDURA® CLASSIC CASCADE | Contemporary aluminium luminaires with amber or clear colored glass diffusor



Areas of application

- Building facades
- Patios, balconies
- Pathway lighting
- Driveways

Product benefits

- High flexibility in the choice of the light source thanks to E27 socket
- Easy and quick installation

Product features

- Direct illumination
- Light cover material: glass
- Light cover appearance: amber or clear
- Housing material: aluminum
- Housing color: RAL 7016
- Type of protection: IP44



TECHNICAL DATA

Electrical data

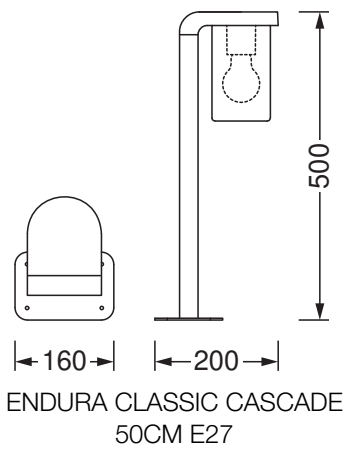
| | |
|------------------|---------------|
| Nominal voltage | 220...240 V |
| Mains frequency | 50...60 Hz |
| Protection class | I |
| Operating mode | Mains voltage |

Photometrical data

| | |
|--|-----|
| Photobiological safety group acc. to EN62778 | RG1 |
| Photobiological safety group acc. to EN62471 | RG0 |

Dimensions & Weight

| | |
|----------------|-----------|
| Length | 200.00 mm |
| Width | 160.00 mm |
| Height | 500.00 mm |
| Product weight | 1540.00 g |



Materials & Colors

| | |
|-----------------|-----------|
| Product color | Dark gray |
| Housing color | Dark gray |
| Body material | Aluminum |
| Cover material | Glass |
| Mercury content | 0.0 mg |

Application & Mounting

| | |
|--|-----------------------------|
| Type of connection | Terminal, 3-Pole (L, N, PE) |
| Type of protection | IP44 |
| Protection class IK (shock resistance) | IK03 |
| Dimmable | No |
| Mounting type | Surface |
| Mounting location | Ground |
| Application environment | Outdoor |
| With light source | No |
| Replaceable light source | No |
| Holder designation | E27 |

Emergency lighting

| | |
|--|----------------|
| Type of emergency light operation | Non-maintained |
| Luminous flux in maintained operation mode | - |
| Luminous flux in emergency operation mode | - |

Certificates & Standards

| | |
|-----------|-----------------|
| Standards | CE / EAC / UKCA |
|-----------|-----------------|

Additional product data

| | |
|-----------------------|----------------------------|
| Product remark | Maximum bulb wattage: 25 W |
| Number of illuminants | 1 |





EQUIPMENT / ACCESSORIES

- Complete mounting and connecting accessories included
- No light sources included

Safety advice

- All electrical connections must be made by a qualified person.
- Caution, risk of electric shock.
- Product in protection class I. All electrically conductive, metallic housing parts that can absorb voltage during operation or during maintenance in the event of a fault must be continuously connected to the protective earthing conductor.

DOWNLOAD DATA

| Documents and certificates | | Document name |
|--|--|---|
|  | User instruction / safety instructions | ENDURA CLASSIC CASCADE |
|  | Legal information | Legal insert I-Outdoor |
|  | Declarations of conformity | EC_ENDURA CLASSIC PIPE_ENDURA CLASSIC CASCADE |
|  | Declarations of conformity UKCA | Fixed LUM without EMC |

LOGISTICAL DATA

| Product code | Packaging unit (Pieces/Unit) | Dimensions (length x width x height) | Gross weight | Volume |
|---------------|------------------------------|--------------------------------------|--------------|-----------|
| 4058075554351 | Folding box 1 | 180 mm x 220 mm x 520 mm | 1842.00 g | 20.59 dm³ |
| 4058075554368 | Shipping box 2 | 540 mm x 380 mm x 240 mm | 4609.00 g | 49.25 dm³ |

The mentioned product code describes the smallest quantity unit which can be ordered. One shipping unit can contain one or more single products. When placing an order, for the quantity please enter single or multiples of a shipping unit.

DISCLAIMER

Subject to change without notice. Errors and omission excepted. Always make sure to use the most recent release.