


PRODUCT DATASHEET

ENDURA Classic Cascade 80cm Post E27 Amber

ENDURA® CLASSIC CASCADE | Contemporary aluminium luminaires with amber or clear colored glass diffusor



Areas of application

- Building facades
- Patios, balconies
- Pathway lighting
- Driveways

Product benefits

- High flexibility in the choice of the light source thanks to E27 socket
- Easy and quick installation

Product features

- Direct illumination
- Light cover material: glass
- Light cover appearance: amber or clear
- Housing material: aluminum
- Housing color: RAL 7016
- Type of protection: IP44



TECHNICAL DATA

Electrical data

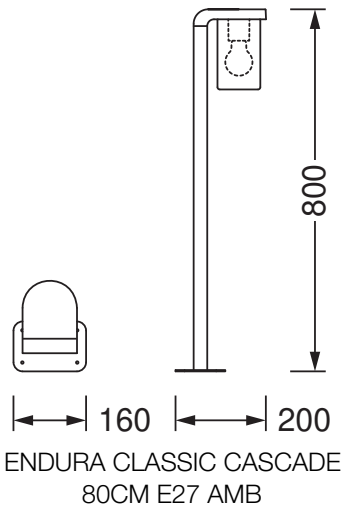
Nominal voltage	220...240 V
Mains frequency	50...60 Hz
Protection class	I
Operating mode	Mains voltage

Photometrical data

Photobiological safety group acc. to EN62778	RG1
Photobiological safety group acc. to EN62471	RG0

Dimensions & Weight

Length	200.00 mm
Width	160.00 mm
Height	800.00 mm
Product weight	1780.00 g



Materials & Colors

Product color	Dark gray
Housing color	Dark gray
Body material	Aluminum
Cover material	Glass

Mercury content	0.0 mg
-----------------	--------

Application & Mounting

Type of connection	Terminal, 3-Pole (L, N, PE)
Type of protection	IP44
Protection class IK (shock resistance)	IK03
Dimmable	No
Mounting type	Surface
Mounting location	Ground
Application environment	Outdoor
With light source	No
Replaceable light source	No
Holder designation	E27

Emergency lighting

Type of emergency light operation	Non-maintained
Luminous flux in maintained operation mode	-
Luminous flux in emergency operation mode	-

Certificates & Standards

Standards	CE / EAC / UKCA
-----------	-----------------

Additional product data

Product remark	Maximum bulb wattage: 25 W
Number of illuminants	1





EQUIPMENT / ACCESSORIES

- Complete mounting and connecting accessories included
- No light sources included

Safety advice

- All electrical connections must be made by a qualified person.
- Caution, risk of electric shock.
- Product in protection class I. All electrically conductive, metallic housing parts that can absorb voltage during operation or during maintenance in the event of a fault must be continuously connected to the protective earthing conductor.

DOWNLOAD DATA

Documents and certificates		Document name
	User instruction / safety instructions	ENDURA CLASSIC CASCADE
	Legal information	Legal insert I-Outdoor
	Declarations of conformity	EC_ENDURA CLASSIC PIPE_ENDURA CLASSIC CASCADE
	Declarations of conformity UKCA	Fixed LUM without EMC

LOGISTICAL DATA

Product code	Packaging unit (Pieces/Unit)	Dimensions (length x width x height)	Gross weight	Volume
4058075554313	Folding box 1	180 mm x 220 mm x 820 mm	2212.00 g	32.47 dm³
4058075554320	Shipping box 2	840 mm x 380 mm x 240 mm	5651.00 g	76.61 dm³

The mentioned product code describes the smallest quantity unit which can be ordered. One shipping unit can contain one or more single products. When placing an order, for the quantity please enter single or multiples of a shipping unit.

DISCLAIMER

Subject to change without notice. Errors and omission excepted. Always make sure to use the most recent release.